

The biggest annual event in O gauge
www.gaugeoguild.com

2

4



Saturday 7th 10.00-17.00 and Sunday 8th September 10.00-16.00

GUILD **EX**

Bingley Hall, Stafford Showground, Weston Road ST18 0BD

Interested In Selling Your Collection?

Contact Dave



Or Contact Ellis... Or Alber!!



For over a decade, we have been purchasing model railways, die-cast & railwayana, including some of the largest single-owner collections the market has seen.

We usually operate by viewing & offering on collections in person, most often without the need for a list, however we are happy to make offers from lists.

At Ellis Clark Trains, we work on the basis of a friendly, professional & down-to-earth approach, purchasing all scales & eras, alongside Continental & American, with a specialised knowledge of 7mm finescale O gauge.

Please feel free to give us a call to discuss your needs.

And in case you were wondering...
Albert is the dog.

Get In Touch!

 **01756 701 451**

 **dave@ellisclarktrains.com**

 **ellis@ellisclarktrains.com**



GUILDEX

The Gauge O Guild Stafford 2024

Events are one of the benefits we provide for members and Guildex is our annual flagship event. We have more layouts, demonstrators, societies and traders than any of the one day shows and, we include other activities and displays such as the competitions and seminars. Before we look at the details for Guildex 2024, I would just like to say a huge thank you to the whole events team and other volunteers who work with us. It is hard work all year round to organise four shows plus the virtual activities and our aim is, as always, to hold events that bring together good examples of 7mm layouts and demonstrators plus societies; with a sizeable range of traders all under one roof. The work is continuous as we move from one show to another and the team are constantly trying to react to increasing financial pressures whilst exploring new opportunities. I would also like to acknowledge the passing of our friend and long standing member of the events team, Geoff Bell, who died on August 12th 2024. Everyone's thoughts are with his wife Chris and their family.

Thank you to everyone who does the work behind and in front of the scenes and thank you to our members and visitors for supporting us. If you do not come, there is no point doing the shows and if the footfall is low, then there is no point traders supporting the events so, keep coming, bring friends and family and celebrate our hobby.

Steve Robinson has again done a fabulous job in 2024 at finding some excellent examples of 7mm modelling in different sizes, illustrating different eras and a variety of modelling skills. Don't forget to vote for the best layout and return voting slips to the box in the entrance foyer.

The Stafford Railway Circle are again showing off 7mm narrow gauge, the Hornby Railway Collectors Association will have a layout so you can exercise your tin plate and vintage models and the East Midlands Test Track will have some excellent examples of live steam running. If you do not want to test things on a layout where live steam has been used, then the York Test Track will be ideal.

We are also pleased to exhibit the Gauge O Guild Modular layout and show you the progress with the fiddle yard and end curves so

far. Why don't you or your club consider building 12ft or 24ft of layout, to fill the scenic gap and, turn your end to end build into a large continuous running layout when it is all connected together?

The face of 7mm/O gauge modelling is changing. There are so many opportunities ahead with new technologies developing. There is an ever-increasing range of ready to run stock but still plenty to satisfy modellers who enjoy building kits or creating models from scratch. With many products being more affordable and a growing number of examples of smaller layouts, hopefully more and more people will be encouraged to model in O gauge and I hope you will be inspired by not only the layouts but the demonstrators, the seminars and of course, you should be able to find plenty of products to purchase.

If you are reading this and you are not already a member of the Guild, I would encourage you to visit our membership stand G1. Not many organisations provide 96-page, full colour magazines four times a year, plus the *Guild News* publication. You get discounted tickets at four big events, a free virtual show, free evening seminars each month by zoom, discounted rates for our skills workshops and a very comprehensive website which includes the 'Knowledge Base'; an encyclopaedia of everything O gauge. The network of modellers you can chat to using our Forum come from all over the world and provide a wealth of knowledge. The traders' directory means you can search by product and easily find the suppliers you need and the videos on our YouTube channel are very informative.

We are fortunate to have a fabulous hobby to entertain us and the detail possible in 7mm/O gauge modelling is superb.

Enjoy your visit and enjoy your hobby.

Jackie Kneeshaw

Jackie Kneeshaw, Chairman of Events

Cover picture: Lg Nafferton © Jonathan Newton, courtesy Hornby Magazine

Trainsporters

MODEL TRANSPORTATION

The *innovative* solution to storing and transporting your model railway stock



Compatible with Heljan's new
'O' Class 153

NEW
EXHIBITION
DATES ADDED!
See website for
full details



NEOG, NORTH EAST
O GAUGE SHOW
September 28th and 29th
THE GREAT
ELECTRIC TRAIN SHOW
October 12th and 13th
GAUGE O GUILD
WINTER SHOW
December 7th

- Exceptional quality
- Ideal for home, clubs, and exhibitions
- Free shipping on 2+ boxes
- Available for O & OO Gauge

As used by manufacturers:
Accurascale • Bachmann • Cavalex
Dapol • Heljan • Hornby • Minerva
Murphy Models • PRMRP

Tel: 0333 4040 811

www.trainsporters.com

FOOTPLATE

Follow
us on

shop



footplate.co.uk / 01562 750076

SELL YOUR MODELS



We purchase all types of railways, from Z Gauge to 5" Gauge.
"A friendly knowledgeable service offered by railway enthusiasts."

**QUALITY
PRE-OWNED
LISTED DAILY**

Selling your items? Contact us on : 01562 750076
www.FOOTPLATE.co.uk ~ pre-owned@footplate.co.uk



L1 Weekend Yard

7mm fine scale

Gauge O Guild team members

Built at Guildex in 2023, this layout is an excellent example of what can be achieved using 'off the shelf' components. Modular baseboards, track work, controllers and rolling stock are all now readily available for O gauge modelling and can be used to create an interesting layout suitable for a small bedroom, shed or garage as a permanent or exhibitable example which is interesting to build and operate.



L1 Weekend Yard

L2 East Midlands Test Track

O Gauge

East Midlands O Gauge Group

The East Midlands O Gauge Group Test Track can accommodate most 7mm stock and also allows Live Steam running. If you have a loco or stock that you feel would benefit from a continuous run, please bring it along. It is free to use.

L3 Allerby

7 mm fine scale

Steve Thompson, family and friends

Welcome to Allerby. This family owned 7mm scale O Gauge layout measures approximately 40 x 17 ft. It depicts a fictional part of the railway system somewhere in Northern Cumbria with a chosen era of 1985 to 1992. Arranged in a 'U' format, it has two fiddle yards; a main one located to the rear of the layout and a smaller 3-road one hidden behind the scenic siding area at the front of the layout. They are connected by a double track main line plus a single-track branch. This branch, in our world, leads to various industrial concerns that are rail linked and to other 'off-stage' parts of the network.

Trains are worked from the back fiddle yard to either the front fiddle yard or the scenic sidings where they are split for dispatch back down the branch or shunted into the yard area. A small refuelling point is provided, which gives us the excuse of having plenty of light engine movements. The layout is



L3 Allerby

designed to ensure that there should always be something running. Baseboards are constructed from plywood, 9mm (tops) and 12mm (framework).

All track and components are from C&L for the scenic area and Peco in the hidden fiddle yards. Track is ballasted using Greenscene 4mm ballast. Point control is via panel mounted switches with Cobalt point motors. Control is by a Digitrax DCC system with hand-held controllers by Digitrax (tethered) and TCS (Wifi). Rolling stock is a mixture of ready-to-run and kit-built items. All stock and scenery are weathered to hopefully provide a realistic exhibit for your enjoyment.

L4 The Great White River Navigation Extraction and Steam Packet Company

On30 Raven Miniatures - Yorkshire

The layout depicts a small backwoods town in the Pacific Northwest area of the USA in the 1940s just after WWII. It is early spring and a recent snowfall is beginning to melt. I like modelling snow but hate the real stuff - you can ask me why!

The scale is On30 - O scale (1/48) stock running on HO track to give a 30in narrow gauge line. Geared locos such as the Shay, Climax and Heisler provide the main motive power.

Facilities are fairly simple to serve the depot and local industries. the 'rest of the world' is represented by a turntable storage board.

The layout measures 16 x 1ft 6in and is presented in the theatrical proscenium arch style where you look into the layout rather than down on it.

Operation is DCC. Control is by iPads and iPhones connected wirelessly through an edimax router to the main controller, an ESU Ecos unit. All the locos are sound fitted.

We operate at the front so please take advantage of the opportunity to chat to the team.

We hope you enjoy our little layout.



L4 Great White River Extraction and Steam Packet Company.



L5 Hadley, Stonybrook and Swale Railway

L5 Hadley, Stonybrook and Swale Railway (HSSR)

British O 16.5 mm narrow gauge

Arline Wilson

The fictitious layout of Hadley, Stonybrook, and Swale Railway (HSSR) is set in the late 1940s on the Staffordshire Moorlands.

The town of Swale, which takes its name from the low-lying moist ground which surrounds it, is close to the marshy edge of the Patchway Bog. Swale is connected to Hadley by a viaduct over a stony brook from which the 'Stonybrook' mine takes its name. Occasionally fishermen make their way down the steep slopes to the brook but rarely catch anything.

The tea room at Hadley station does a roaring trade with ramblers who are attracted to the area by the interesting walks over the nearby hills. The station master at Hadley is well known for his love of cats. You may see some of them near the station enjoying the company of the passengers on the platform, or hunting for mice underneath the tea room.



L5 Hadley, Stonybrook and Swale Railway



L6 Lowery Lane

L6 Lowery Lane

32 mm fine scale

Peter Besant

Lowery Lane is a Modern Wagon Works and Locomotive Stabling point. It has been created to showcase the modern image side of our hobby and has a fleet of kit built and modified locos, wagon and on track plant spanning the last 20 years or so. The layout is controlled by DCC using ECOS and Train Controller Gold, which allows a wide range of applications including working shed doors, for example, and a melody of workshop noises to take the viewers imagination wherever it wants to go!



L6 Lowery Lane

L7 York Test Track

O Gauge

York O Gauge Group


There are three circuits. The outer circuit is 32mm gauge with a maximum radius of 6ft. The centre circuit, again 32mm gauge with a maximum radius of 5ft 5in. The inner circuit is of mixed gauge with 32mm, 19mm and 16.5 mm gauge. The maximum radius is 5ft. All tracks can be operated on DC or DCC. We have the capability of selecting one track with DCC plus 2 on DC or all three on DC with controllers. The outer and centre circuits have switchable loops with standard Peco points at each end. Apart from the mixed gauge track which is hand built, all of the track uses Peco.

L8 Bankgate Sidings

32mm Finescale


Johnathan Banks

Bankgate Sidings is my first attempt at an O gauge layout after years building OO and HO exhibition layouts. It is loosely based on Hallbankgate, a small village between Brampton and Alston on the Northumberland/Cumberland border and about 8 miles from Carlisle. Traffic is mainly to the colliery



L8 Bankgate Sidings

exchange sidings, the small wagon repair shop and the Cooperative Society. A regular miners' passenger train calls at the platform several times a day. Mainline traffic is shared between the LNER and LMS and any type of wagon can arrive for minor repairs.



L8 Bankgate Sidings

L9 Nafferton

32mm Finescale

David Wellington

Nafferton is a station on the line between Bridlington and Hull, the station is still extant and served by approx. 20 stopping trains each way provided by Northern Rail.

The model was chosen as a project because of the massive flour mill and impressive goods shed. Commenced in 1994 the layout has recently been adapted and improved for

display on the exhibition circuit.

The rolling stock accurately depicts the period 1958-1962 at the start of dieselisation and at a time when local services were swelled by dozens of excursion trains heading from Yorkshire and Midlands towns to the resorts of Bridlington, Filey and Scarborough.

Note the working signals and some loco types that are rarely modelled, most of which are kit built, as are the coaches and wagons.

Please feel free to ask questions about any aspect of this modelling project.

Layout descriptions continued on page 12



L9 Nafferton

© Jonathan Newton, courtesy Hornby Magazine



List of Traders by Stand number

1.....	Nick Tozer Railway Books
2.....	LCUT Creative
3.....	Scorpio Models
4.....	Brushes 4 Models
5.....	Accurascale UK
6.....	Diane Carney Nameplates
7.....	Footplate Models
8.....	Slater's (Plastikard) Ltd
9.....	Tower Models
10.....	Tower Collection Blackpool
11.....	Modular layout display
12.....	Squires Model and Craft Tools
13.....	The late Colin McCallum Estate
14.....	Ron Connor Totem Signs
15.....	A.W.Adams Loco Boxes
16.....	AirFramed Glass Display Cases
17.....	Ray Heard Model Railways
18.....	Skytrex Model Railways
19.....	Metalsmith (Leeds) Ltd
20.....Finney7
21.....	Haywood Railway
22.....	EBMA Hobby & Craft
23.....	C & L Finescale Track Building Systems
24.....	Peter Clark Models
25.....	MSC Models
26.....	Steamline Ltd.
27.....	MMR Models
28.....55H
29.....	Torri Laser
30.....	Connoisseur Models
31.....	Dapol Ltd
32.....	PLM Cast-A-Ways
33.....	TMS Models
34.....	Masterpiece Models
35.....	Youchoos
36.....	Heljan A/S
37.....	Simon's Sort Out
38.....	Premier Components
39.....	The Craftlight Company
40.....Contikits
41.....	Primo Models
42.....	Ellis Clark Trains
43.....	Transporters
44.....	Latem Design Replica Railway Signage
45.....J & M Hughes
46.....	Walsall Model Industries
47.....	JS Models
48.....CRT Kits
49.....	Northumbrian Painting Services
50.....	Minerva Model Railways
51.....	CPS Models / Sanspareil
52.....	Poppy's Woodtech
53.....	Easy-Build Coaches & DMU Kits
54.....	Parliamentary Trains
55.....	Modern Outline Kits (MOK)
56.....	First Class Kits
57.....	Buzz Models
58.....Intentio
59.....	Bill Hudson Transport Books
60.....	Lightmoor Press
61.....	Amberly Components
62.....Lanky Kits
63.....	Monk's Gate Models
64.....S M Models
65.....Gladiator Model Kits
66.....	Legoman Biffo & DC Kits
67.....	Decor Fab Personalised Gifts
68.....Duncan Models
69.....	Greenwood Railway Products
70.....HMRS
71.....Walsworth Models
72.....1039 Models
73.....Peartree Engineering
74.....P.R.Model Railway Products
75.....SBT Developments
76.....Shamrock Trains
77.....Ragstone Models
78.....Midland Railway Society
79.....Moor View Models
80.....Absolute Aspects
81.....Midland Railway Centre

GUILDEX

2024

What to see and where to find it

Societies

S1 Bo'ness Gauge O Group

We are looking for advice on our clean up, any hints and tips, and we will also bring some of our damaged stock for people to have a look at. It will also give us an opportunity to engage with many of our donors who kindly contributed to the crowdfunding after the fire.

S2 Hornby Railways Collectors Association

S3 London North Western Railway Society

S4 LMS Patriot Project

S5 Great Central Railway Society

S6 Scale7 Group

S7 Warley Model Railway Club

S8 Severn Valley Railway

S9 Signalling Record Society

S10 Modern Image O Gauge Group

S11 7mm Narrow Gauge Association

S12 Stafford Society of Model Engineers

S13 Telford Steam Railway

S14 Missenden Railway Modellers

S15 Stafford Railway Circle

Demonstrators

D1 **Arry Dodds.** *Demonstrating spray techniques using acrylics to weather stock etc.*

D2 **Philip Downs.** *Demonstrating Dead Rail Modelling, Phil has presented an evening with and submitted articles thru the Gazette on his use of radio and battery control of locomotives.*

D3 **Chris Tooth;** *Chris will be showing how he creates Architectural master pieces using plastic*

D4 **Brian Tole.** *Demonstrating how he creates locomotives in metal.*

D5 **Garry Lane.** *Demonstrating how he creates modern image rolling stock and wagons*

D6 **Colin Hobson.** *Showing you how to upgrade and convert proprietary road vehicles.*

D7 **Robin Taylor** *Pre group rolling stock especially NER.*

D8 **Rob Bishop.** *The dark art of soldering and resistance soldering explained simply*

D9 **Martin Wood.** *How to build plastic wagon and stock and how to improve it.*

49a **Rob Anderson.** *Painting figures*

Overseas Groups

OS1 Overseas Guild stand

OS2 GOG Area Group for Austria, Switzerland and Germany

OS3 Cercle Du Zero

OS4 Nordic Countries

OS5 Irish Group

OS6 Other Overseas Teams

Guild Stands

G1 Membership

G2 Sales

G3 Publications

G4 Loco Clinic & DCC Advice Service

G5 Technical Team & Modelling Competitions/Displays

G6 Bring & Buy

G7 Leaflet Table

Modelling Workshops held in first floor seminar room

Booking not required. Just come on the day

Group demonstration/Seminar

Provisional times

Arry Dodd

Saturday 10am

Showing you how he uses acrylic and spray equipment to achieve great weathering

Phil Downs

Saturday at 2 pm

Battery radio control - some of the choices. Continuing on from his 'Evening With' and Gazette article

Martin Wood

Sunday 10.30am

How to build and improve plastic wagon kits

Annual General Meeting

Sunday 1pm

Members Only, President's Suite in the Member's Pavillion

Membership cards will be scanned

BUS TIMETABLE

Saturday

Stafford, Railway Station	0830	0915	1000	1045	1130	1215	1345	1430	1515	1600	1645
County Showground	0850	0935	1020	1105	1150	1235	1405	1450	1535	1620	1705

County Showground	0850	0935	1020	1105	1150	1235	1405	1450	1535	1620	1705
Stafford, Railway Station	0910	0955	1040	1125	1210	1255	1425	1510	1555	1640	1725

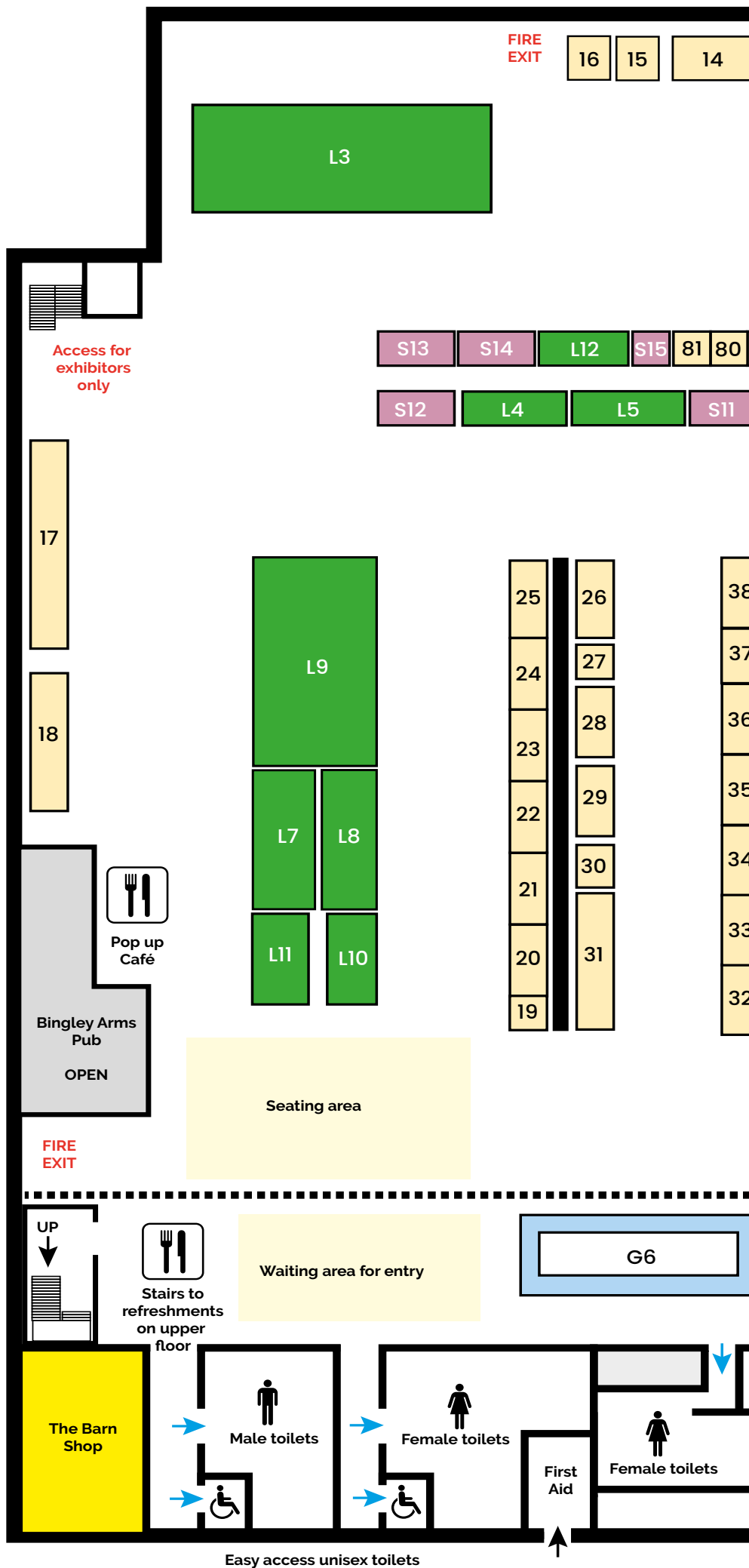
Sunday

Stafford, Railway Station	0830	0915	1000	1045	1130	1315	1400	1445	1530	1615
County Showground	0850	0935	1020	1105	1150	1335	1420	1505	1550	1635

County Showground	0850	0935	1020	1105	1150	1335	1420	1505	1550	1635
Stafford, Railway Station	0910	0955	1040	1125	1210	1355	1440	1525	1610	1655

Alphabetical list of traders

1039 Models.....	72
55H.....	28
A.W.Adams Loco Boxes	15
Absolute Aspects	80
Accurascale UK	5
AirFramed Glass Display Cases.....	16
Amberly Components.....	61
Bill Hudson Transport Books.....	59
Brushes 4 Models.....	4
Buzz Models.....	57
C & L Finescale Track Building Systems.....	23
Connoisseur Models.....	30
Contikits.....	40
CPS Models / Sanspareil	51
CRT Kits.....	48
Dapol Ltd.....	31
Decor Fab Personalised Gifts.....	67
Diane Carney Nameplates.....	6
Duncan Models.....	68
Easy-Build Coaches & DMU Kits.....	53
EBMA Hobby & Craft	22
Ellis Clark Trains.....	42
Finney7.....	20
First Class Kits.....	56
Footplate Models.....	7
Gladiator Model Kits.....	65
Greenwood Railway Products.....	69
Haywood Railway.....	21
Heljan A/S.....	36
HMRS.....	70
Intentio.....	58
J & M Hughes	45
JS Models.....	47
Lanky Kits.....	62
Latem Design Replica Railway Signage.....	44
LCUT Creative.....	2
Legoman Biffo & DC Kits.....	66
Lightmoor Press.....	60
Masterpiece Models.....	34
Metalsmith (Leeds) Ltd.....	19
Midland Railway Centre.....	81
Midland Railway Society.....	78
Minerva Model Railways.....	50
MMR Models.....	27
Modern Outline Kits (MOK).....	55
Modular layout display.....	11
Monk's Gate Models.....	63
Moor View Models.....	79
MSC Models.....	25
Nick Tozer Railway Books.....	1
Northumbrian Painting Services.....	49
P.R.Model Railway Products.....	74
Parliamentary Trains.....	54
Peartree Engineering.....	73
Peter Clark Models.....	24
PLM Cast-A-Ways.....	32
Poppy's Woodtech.....	52
Premier Components.....	38
Primo Models.....	41
Ragstone Models.....	77
Ray Heard Model Railways	17
Ron Connor Totem Signs.....	14
S M Models.....	64
SBT Developments.....	75
Scorpio Models.....	3
Shamrock Trains.....	76
Simon's Sort Out.....	37
Skytrex Model Railways.....	18
Slater's (Plastikard) Ltd.....	8
Squires Model and Craft Tools.....	12
Steamline Ltd.....	26
The Craftlight Company	39
The late Colin McCallum Estate.....	13
TMS Models.....	33
Torri Laser.....	29
Tower Collection Blackpool.....	10
Tower Models.....	9
Transporters.....	43
Walsall Model Industries.....	46
Walsworth Models.....	71
Youchoos.....	35



GUILD EX

Exhibition layout





L10 Hunslet Works

32mm Finescale

Andrew Ross

Before you is the ongoing development of a 7mm scale model of a section of the Hunslet Engine Company Works in Leeds. The area modelled includes the multigauge test track and a section of the main works where the boiler shop meets the erecting shop.

It is displayed as a 'Work in Progress' due to this being such a major project that will take many years to complete, yet it is significantly different enough to create interest during its development.

Sections and parts have been displayed as part of demonstrations for several years as each element has been designed and proven. The most significant to be perfected is the operating overhead cranes. These, along with the structure, have all been designed from scratch using original drawings to produce etches and working mechanisms.

The finalising of the baseboards has enabled all the pre-



L10 Hunslet Works

built parts to be pulled together to the point that the full layout can now be seen.

The other reason I am keen to display the model at various stages is to demonstrate how both traditional and modern modelling techniques can be combined to create the finished model. In some cases, this may not be obvious when the model is painted and finished.

During the build I acquired both a 3D printer and a laser cutter/engraver. The trick now is to use the right process for the right application, and it is not always obvious. The 3D printer has made the production of items such as engines, detail parts, etc. far simpler, (once I cracked 3D CAD), and the laser cutter for now has been used mainly for building structures etc, which includes the various brick bonds found across the site. I am continuing to use etching for locomotive structures and for anything that needs weight and strength. I have printed loco frames, but these are for static scenic features, to fill space in the boiler shop.

If you are wondering why I have taken on such a large project where almost everything has to be made from scratch, in 1979 I started my apprenticeship at Hunslet and after my first year training I spent most of my time on the shop floor in this very workshop. My bench is on the model. By the time the site closed in 1995 I was works manager.

If you would like to continue to see progress on the layout, updates can be found on RM Web by searching - Hunslet Engine Works in 7mm Scale.

If you would like to discuss any of the techniques used in the construction or the layout in general, please do not hesitate to ask.

L11 Tetbury

32mm Finescale

David Beighton

Tetbury is inspired by books on Great Western branch lines from Paul Karau and Stephen Randolph. This, together with the abundance of O gauge ready to run models and kits for the prototype drew me away from many years of continental modelling.

While every attempt has been made to model the subject as accurately as possible, there are some simplifications to aid practicality at this scale. Stock has been selected as seen in the BR era on this branch between 1950 and 1964 when the line closed. All the locomotives are DCC controlled and have sound modules fitted. Throughout the day newer stock is introduced until finally rail bus operation remains.

Your questions are most welcome and I hope you will find the scenes depicted from this well-loved Cotswold location of interest. The layout features in the November 2021 issue of *Railway Modeller*.



L11 Tetbury



L11 Tetbury

L12 Buffers Lock


32mm Finescale

Gerry Byrne

Buffers Lock is a fictitious layout depicting a small GWR through station with an adjacent goods yard. There is a passing loop allowing locomotives to run around a short train and proceed in the opposite direction if desired.

A goods shed and cattle dock are served by sidings/head-shunts at the rear of the layout allowing for shunting of wagons. So a lot has been fitted into a small area facilitated by use of a double-slip turnout. The scenic area is 8ft 6in x 2ft 3in, fed by two four feet 3-way fiddle yards on either side, (one of these is a traverser and the other is a train turntable). The idea was to design the layout to allow it to be easily assembled/disassembled and carried in two cars.

A photographic backscene, mirrors at each end of the scenic section and careful placing of trees/foliage gives the layout an atmosphere of being placed in the open countryside on a summers day. A variety of rolling stock is on display including various tank locomotives, goods/passenger trains/railcars and auto-coaches. Remote operation of locomotives and points is by the Z21 DCC system. Come along and say hello and we can chat about how I put this award-winning layout together.



L12 Buffers Lock



L13 Johnstown Quarry

L13 Johnstown Quarry

32mm Finescale

Heather Gibson

Description written by the late Tony Kell

Johnstown Quarry was built with my grandson John who wanted us to build an O Gauge layout in a spare room. The size constraints meant that it had to be no bigger than 12 x 8ft meaning curves that are considered far too sharp for O gauge. These are predominantly 39-42 inch radius but at one point it is down to 36 inches meaning only very short wheelbase locos and wagons can go round.

The layout was started when John was eight years old and because of the tight radius, we had to hand build all the point work which involved John learning to file, use a piercing saw (!), a razor saw and a soldering iron. He quickly learned that soldering iron bites hurt! The track work is mainly Peco with the point work being made from C&L parts with MM1 models tie bars.

As usual, with small boys, he grew older (now a teenager) and more interested in tech gadgets and YouTube.

As per the title, there is a small working quarry and the quarry buildings are based on Swinton Quarry in the Dales. Other buildings are made up using LCut Creative laser cut parts.

The rest is entirely imaginary with working colour light signals and auto-stopping trains using DCC automatic braking control (ABC) with many locos having sound.

The points are operated by Cobalt IP Analogue point motors and these are controlled by a mimic diagram on one of the boards. *(This layout is for sale)*



L13 Johnstown Quarry

L14 Modular Layout (in the Annexe-see plan)

O gauge

Gauge O Guild

As reported in *Guild News*, the fiddle yard and end curves for the Guild Modular layout are progressing well and have been brought to Guildex so that you can see how they look so far. Perhaps, you, your Club or your O gauge group will be encouraged enough to consider building 12 or 24 feet of scenic boards which can be a stand-alone layout as well as fill the gap in this modular construction to make a large continuous running layout

Everything You Need For Your Digital Model Railway

DIGITRAINS

DIGITAL MODEL RAILWAY SPECIALISTS

www.digitrains.co.uk



Listen to our latest
DCC Sound
installations here.



- Try before you buy
- Expert Advice
- Great Service
- Experience
- Major Brands
- Worldwide Mailing

We stock 1,000s of products from more than 30 leading manufacturers. Don't worry if you're not digital.

We're also a traditional model shop, holding all the major ready-to-run lines.



@digitrainsltd




digitrainsltd



digitrainsltd

15 Clifton Street Lincoln LN5 8LQ
(01522) 527731
enquiries@digitrains.co.uk



Precision Products for the Creative Model Maker

METRIC RANGE (1 metre Lengths)

Aluminium Tube				
Code:	Out. Dia.	Wall	Inner Dia.	
AT1XM	1.0	0.25 mm	0.5mm	(2 pieces)
AT2XM	2.0	0.45 mm	1.1mm	(2 pieces)
AT3XM	3.0	0.45 mm	2.1mm	(2 pieces)
AT4XM	4.0	0.45 mm	3.1mm	(1 piece)
AT5XM	5.0	0.45 mm	4.1mm	(1 piece)

Brass Tube				
CODE:	Out. Dia.	Wall	Inner Dia.	
BT1XM	1.0	0.25 mm	0.5mm	(2 pieces)
BT2XM	2.0	0.45 mm	1.1mm	(2 pieces)
BT3XM	3.0	0.45 mm	2.1mm	(2 pieces)
BT4XM	4.0	0.45 mm	3.1mm	(1 piece)
BT5XM	5.0	0.45 mm	4.1mm	(1 piece)
BT6XM	6.0	0.45 mm	5.1mm	(1 piece)
BT7XM	7.0	0.45 mm	6.1mm	(1 piece)
BT8XM	8.0	0.45 mm	7.1mm	(1 piece)
BT9XM	9.0	0.45 mm	8.1mm	(1 piece)
BT10XM	10.0	0.45 mm	9.1mm	(1 piece)

Micro Brass Tube				
CODE:	Out. Dia.	Wall	Inner Dia.	
MBT1XM	0.4 mm	0.1 mm	0.1mm	(2 pieces)
MBT2XM	0.5 mm	0.1 mm	0.2mm	(1 piece)
MBT3XM	0.8 mm	0.1 mm	0.6mm	(1 piece)

Brass Rod		
CODE:	Dimensions	per tube
BR1XM	0.45 mm	(4 pieces)
BR2XM	0.5 mm	(4 pieces)
BR3XM	0.8 mm	(3 pieces)
BR4XM	1.0 mm	(3 pieces)
BR5XM	1.5 mm	(2 pieces)
BR6XM	2.0 mm	(2 pieces)
BR7XM	2.5 mm	(2 pieces)
BR8XM	3.0 mm	(1 piece)

Nickel Silver Rod		
CODE:	Dimensions	per tube
NSR1XM	0.2 mm	(3 pieces)
NSR2XM	0.33 mm	(2 pieces)
NSR3XM	0.45 mm	(2 pieces)
NSR4XM	0.6 mm	(1 piece)
NSR5XM	0.7 mm	(1 piece)
NSR6XM	0.9 mm	(1 piece)
NSR7XM	1.0 mm	(1 piece)

Piano Wire					
CODE:	Dimen.	pieces per tube	CODE:	Dimen.	pieces per tube
PW1XM	0.5 mm	(6)	PW5XM	1.5 mm	(4)
PW2XM	0.8 mm	(6)	PW6XM	2.0 mm	(4)
PW3XM	1.0 mm	(5)	PW7XM	2.5 mm	(3)
PW4XM	1.2 mm	(5)	PW8XM	3.0 mm	(2)

IMPERIAL RANGE (12" Lengths)

Aluminium Tube				
CODE:	Out. Dia.	Wall	Inner Dia.	
AT1	1/16"	0.014"	1/32"	(5 pieces)
AT2	3/32"	0.014"	1/16"	(5 pieces)
AT3	1/8"	0.014"	3/32"	(4 pieces)
AT4	5/32"	0.014"	1/8"	(4 pieces)
AT5	3/16"	0.014"	5/32"	(4 pieces)
AT6	7/32"	0.014"	3/16"	(3 pieces)

Brass Tube				
CODE:	Out. Dia.	Wall	Inner Dia.	
BT1	1/16"	0.014"	1/32"	(4 pieces)
BT2	3/32"	0.014"	1/16"	(4 pieces)
BT3	1/8"	0.014"	3/32"	(4 pieces)
BT4	5/32"	0.014"	1/8"	(4 pieces)
BT5	3/16"	0.014"	5/32"	(3 pieces)
BT6	7/32"	0.014"	3/16"	(3 pieces)
BT7	1/4"	0.014"	7/32"	(3 pieces)
BT8	9/32"	0.014"	1/4"	(3 pieces)
BT9	5/16"	0.014"	9/32"	(2 pieces)
BT10	11/32"	0.014"	5/16"	(2 pieces)

Copper Tube				
CODE:	Out. Dia.	Wall	Inner Dia.	
CT1	1/16"	0.014"	1/32"	(5 pieces)
CT2	3/32"	0.014"	1/16"	(4 pieces)
CT3	1/8"	0.014"	3/32"	(3 pieces)
CT4	5/32"	0.014"	1/8"	(3 pieces)

Square Brass Tube				
CODE:	Out. Dia.	Out. Dia.	Inner Dia.	
SSB1	1/16"	1/16"	1/32"	(2 pieces)
SSB2	3/32"	3/32"	1/16"	(2 pieces)
SBB3	1/8"	1/8"	3/32"	(2 pieces)
SB1	5/32"	5/32"	1/8"	(2 pieces)
SB2	3/16"	3/16"	5/32"	(2 pieces)
SB3	7/32"	7/32"	3/16"	(2 pieces)
SB4	1/4"	1/4"	7/32"	(2 pieces)

Phosphor Bronze Strip			
CODE:	Out. Dia.	Wall	Inner Dia.
PB1	1mm	0.13mm	(2 pieces)

Micro Brass Tube				
CODE:	Out. Dia.	Wall	Inner Dia.	
MT1	0.5mm	0.1mm	0.3mm	(3 pieces)
MT2	0.8mm	0.2mm	0.4mm	(3 pieces)
MT3	0.9mm	0.2mm	0.5mm	(3 pieces)
MT4	1mm	0.25mm	0.5mm	(3 pieces)
MT5	1.2mm	0.3mm	0.6mm	(3 pieces)


Brass Rod			
CODE:	Dimensions	CODE:	Dimensions
BR1	0.020" (10 pieces)	BR6	1/8" (3 pieces)
BR2	1/32" (10 pieces)	BR7	5/32" (3 pieces)
BR3	3/64" (9 pieces)	BR8	3/16" (3 pieces)
BR4	1/16" (6 pieces)	BR9	0.081" (4 pieces)
BR5	3/32" (5 pieces)	BR10	0.072" (5 pieces)

Brass Strip			
CODE:	Dimensions		
BS1	1/4"	0.016"	(5 pieces)
BS2	1/2"	0.016"	(4 pieces)
BS3	1"	0.016"	(3 pieces)
BS4	1/4"	0.025"	(4 pieces)
BS5	1/2"	0.025"	(4 pieces)
BS6	1"	0.025"	(3 pieces)
BS7	1/4"	0.032"	(4 pieces)
BS8	1/2"	0.032"	(3 pieces)
BS9	1"	0.032"	(3 pieces)
BS10	1"	0.064"	(1 piece)

Sheet Metal - All 4 x 10 Inch			
CODE:	Dimensions		
SM1	Brass Sheet	0.005"	(2 pieces)
SM2	Brass Sheet	0.010"	(2 pieces)
SM3	Aluminium Sheet	0.032"	(2 pieces)
SM4	Tin Plated Sheet	0.028"	(2 pieces)

CONNECTO[®]

CODE:	FOR USE WITH	PIECES	CODE:	FOR USE WITH	PIECES
AAC04	MBT/MAT/NST04	90	AAC10	MBT/MAT/NST10	72
AAC05	MBT/MAT/NST05	90	AAC11	MBT 11	72
AAC06	MBT/MAT/NST06	90	AAC12	MBT 12	63
AAC07	MBT/MAT/NST07	90	AAC13	MBT 13	54
AAC08	MBT/MAT/NST08	81	AAC14	MBT 14	51
AAC09	MBT/MAT/NST09	72			



Create complex shapes with Albion Alloys
Micro Tubes - from 0.4mm to 1.4mm

More Metric over the page

METRIC RANGE (305mm Lengths)

**Precision
Products for
the Creative
Model Maker**



Aluminium Tube

Code:	Out. Dia.	Wall	Inner Dia.	
AT1M	1mm	0.25mm	0.5mm	(4 pieces)
AT2M	2mm	0.45mm	1.1mm	(4 pieces)
AT3M	3mm	0.45mm	2.1mm	(4 pieces)
AT4M	4mm	0.45mm	3.1mm	(3 pieces)
AT5M	5mm	0.45mm	4.1mm	(2 pieces)
AT6M	6mm	0.45mm	5.1mm	(2 pieces)

Brass Tube

Code:	Out. Dia.	Wall	Inner Dia.	
BT1M	1mm	0.25mm	0.5mm	(4 pieces)
BT2M	2mm	0.45mm	1.1mm	(4 pieces)
BT3M	3mm	0.45mm	2.1mm	(4 pieces)
BT4M	4mm	0.45mm	3.1mm	(3 pieces)
BT5M	5mm	0.45mm	4.1mm	(3 pieces)
BT6M	6mm	0.45mm	5.1mm	(3 pieces)
BT7M	7mm	0.45mm	6.1mm	(3 pieces)
BT8M	8mm	0.45mm	7.1mm	(2 pieces)
BT9M	9mm	0.45mm	8.1mm	(2 pieces)
BT10M	10mm	0.45mm	9.1mm	(2 pieces)

Copper Tube

Code:	Out. Dia.	Wall	Inner Dia.	
CT1M	1mm	0.25mm	0.5mm	(4 pieces)
CT2M	2mm	0.45mm	1.1mm	(4 pieces)
CT3M	3mm	0.45mm	2.1mm	(4 pieces)
CT4M	4mm	0.45mm	3.1mm	(3 pieces)
CT5M	5mm	0.45mm	4.1mm	(2 pieces)
CT6M	6mm	0.45mm	5.1mm	(2 pieces)

Micro Aluminium Tube

Code:	Out. Dia.	Wall	Inner Dia.	
MAT03	0.3mm	0.1mm	0.1mm	(3 pieces)
MAT04	0.4mm	0.1mm	0.2mm	(3 pieces)
MAT05	0.5mm	0.1mm	0.3mm	(3 pieces)
MAT06	0.6mm	0.1mm	0.4mm	(3 pieces)
MAT07	0.7mm	0.1mm	0.5mm	(3 pieces)
MAT08	0.8mm	0.1mm	0.6mm	(3 pieces)
MAT09	0.9mm	0.1mm	0.7mm	(3 pieces)
MAT10	1.0mm	0.1mm	0.8mm	(3 pieces)

Micro Brass Tube

Code:	Out. Dia.	Wall	Inner Dia.	
MBT03	0.3mm	0.1mm	0.1mm	(3 pieces)
MBT04	0.4mm	0.1mm	0.2mm	(3 pieces)
MBT05	0.5mm	0.1mm	0.3mm	(3 pieces)
MBT06	0.6mm	0.1mm	0.4mm	(3 pieces)
MBT07	0.7mm	0.1mm	0.5mm	(3 pieces)
MBT08	0.8mm	0.1mm	0.6mm	(3 pieces)
MBT09	0.9mm	0.1mm	0.7mm	(3 pieces)
MBT10	1.0mm	0.1mm	0.8mm	(3 pieces)
MBT11	1.1mm	0.1mm	0.9mm	(3 pieces)
MBT12	1.2mm	0.1mm	1.0mm	(3 pieces)
MBT13	1.3mm	0.1mm	1.1mm	(3 pieces)
MBT14	1.4mm	0.1mm	1.2mm	(3 pieces)
MBT15	1.5mm	0.1mm	1.3mm	(3 pieces)
MBT16	1.6mm	0.1mm	1.4mm	(3 pieces)
MBT17	1.7mm	0.1mm	1.5mm	(3 pieces)
MBT18	1.8mm	0.1mm	1.6mm	(3 pieces)
MBT19	1.9mm	0.1mm	1.7mm	(3 pieces)
MBT20	2.0mm	0.1mm	1.8mm	(3 pieces)

Micro Nickel Silver Tube

Code:	Out. Dia.	Wall	Inner Dia.	
NST03	0.3mm	0.1mm	0.1mm	(2 pieces)
NST04	0.4mm	0.1mm	0.2mm	(2 pieces)
NST05	0.5mm	0.1mm	0.3mm	(2 pieces)
NST06	0.6mm	0.1mm	0.4mm	(2 pieces)
NST07	0.7mm	0.1mm	0.5mm	(2 pieces)
NST08	0.8mm	0.1mm	0.6mm	(2 pieces)
NST09	0.9mm	0.1mm	0.7mm	(2 pieces)
NST10	1.0mm	0.1mm	0.8mm	(2 pieces)

Slide Fit Tube Selection Packs (pack inc. 1 pc of each)

Code:	Dimensions				
SFT1	0.4mm	0.6mm	0.8mm	1.0mm	Brass Tube
SFT2	0.3mm	0.5mm	0.7mm	0.9mm	Brass Tube
SFT3	0.4mm	0.6mm	0.8mm	1.0mm	Alum. Tube
SFT4	0.3mm	0.5mm	0.7mm	0.9mm	Alum. Tube
SFT5	0.4mm	0.6mm	0.8mm		Ni. Si. Tube
SFT6	0.3mm	0.5mm	0.7mm		Ni. Si. Tube
SFT7	1.2mm	1.4mm	1.6mm	1.8mm	Brass Tube
SFT8	1.1mm	1.3mm	1.5mm	1.7mm	Brass Tube
SFT9	1mm	2mm	3mm		Brass Tube
SFT10	4mm	5mm	6mm		Brass Tube
SFT11	1mm	2mm	3mm		Alum Tube
SFT12	4mm	5mm	6mm		Alum Tube
SFT13	1mm	2mm	3mm		Copper Tube
SFT14	4mm	5mm	6mm		Copper Tube
SFT15	1.6mm	2.4mm	3.2mm		Square Brass Tube

Square Brass Tube

Code:	Out. Dia.	Out. Dia.	Inner Dia.	
SSB1M	1.6mm	1.6mm	0.9mm	(3 pieces)
SSB2M	2.4mm	2.4mm	1.6mm	(3 pieces)
SSB3M	3.2mm	3.2mm	2.4mm	(3 pieces)
SB1M	3.96mm	3.96mm	3.2mm	(2 pieces)
SB2M	4.76mm	4.76mm	3.96mm	(2 pieces)
SB3M	5.55mm	5.55mm	4.76mm	(2 pieces)
SB4M	6.35mm	6.35mm	5.55mm	(2 pieces)

Square Brass Rod

Code:	Outer Dia.	Outer Dia.	
SBW10	1mm	1mm	(4 pieces)
SBW15	1.5mm	1.5mm	(3 pieces)
SBW20	2mm	2mm	(2 pieces)
SBW25	2.5mm	2.5mm	(2 pieces)
SBW30	3mm	3mm	(2 pieces)

Brass Rod

Code:	Dimensions		
BW02	0.2mm		(10 pieces)
BW03	0.3mm		(10 pieces)
BW04	0.4mm		(10 pieces)
BW045	0.45mm		(10 pieces)
BW05	0.5mm		(10 pieces)
BW08	0.8mm		(9 pieces)
BW10	1.0mm		(9 pieces)
BW15	1.5mm		(7 pieces)
BW20	2.0mm		(5 pieces)
BW25	2.5mm		(4 pieces)
BW30	3.0mm		(3 pieces)

Nickel Silver Rod

Code:	Dimensions		
NSR01	0.1mm		(10 pieces)
NSR02	0.2mm		(6 pieces)
NSR033	0.33mm		(6 pieces)
NSR045	0.45mm		(5 pieces)
NSR06	0.6mm		(5 pieces)
NSR07	0.7mm		(5 pieces)
NSR09	0.9mm		(5 pieces)
NSR10	1.0mm		(5 pieces)

Brass Strip

Code:	Dimensions			
BS1M	6mm	0.4mm		(5 pieces)
BS2M	12mm	0.4mm		(4 pieces)
BS3M	25mm	0.4mm		(3 pieces)
BS4M	6mm	0.6mm		(4 pieces)
BS5M	12mm	0.6mm		(4 pieces)
BS6M	25mm	0.6mm		(3 pieces)
BS7M	6mm	0.8mm		(4 pieces)
BS8M	12mm	0.8mm		(3 pieces)
BS9M	25mm	0.8mm		(3 pieces)
BS10M	25mm	1.6mm		(1 piece)

Phosphor Bronze Strip

Code:	Dimensions			
PB1M	1mm	0.13mm		(2 pieces)

Sheet Metal - 100mm x 250mm

Code:	Thickness		
SM1M	0.12mm	Brass	(2 pieces)
SM2M	0.25mm	Brass	(2 pieces)
SM3M	0.8mm	Aluminium	(2 pieces)
SM4M	0.5mm	Tin Plated Sheet	(2 pieces)
SM5M	0.5mm	Aluminium	(2 pieces)
SM6M	1mm	Aluminium	(2 pieces)
SM7M	0.4mm	Brass	(1 piece)
SM8M	0.6mm	Copper	(1 piece)
SM9M	0.15mm	Aluminium	(2 pieces)
SM10M	0.276mm	Aluminium	(2 pieces)

Brass Angle 90°

Code:	a	b	
A1	1mm	1mm	(1 piece)
A2	2mm	2mm	(1 piece)
A3	3mm	3mm	(1 piece)
A4	4mm	4mm	(1 piece)
A5	5mm	5mm	(1 piece)
A6	6mm	6mm	(1 piece)

Brass C Channel

Code:	a	b	c	
CC1	1mm	1.5mm	1mm	(1 piece)
CC2	1mm	2.5mm	1mm	(1 piece)
CC3	1mm	3.0mm	1mm	(1 piece)

Brass I Beam

Code:	a	b	c	
IB2	1mm	2mm	1mm	(1 piece)
IB4	2mm	4mm	2mm	(1 piece)
IB6	3mm	6mm	3mm	(1 piece)

Brass L Channel

Code:	a	b	
L1	1.5	1 mm	(1 piece)
L2	2.5	1 mm	(1 piece)
L3	3.0	1 mm	(1 piece)


Brass U Channel

Code:	a	b	c	
UC1	1mm	1mm	1mm	(1 piece)
UC2	1.5mm	1.5mm	1.5mm	(1 piece)
UC3	2.5mm	2.5mm	2.5mm	(1 piece)
UC4	4mm	4mm	4mm	(1 piece)

All tubes telescope (slide fit)

Albion Alloys Ltd | sales@albionalloys.co.uk | www.albionhobbies.com

Please purchase from your local dealer | Trade enquiries welcome



WARLEY MODEL RAILWAY CLUB
IN CONJUNCTION WITH
THE STATFOLD NARROW GAUGE MUSEUM TRUST
PRESENT



WARLEY AT STATFOLD MODEL RAILWAY SHOW

12 & 13 OCTOBER 2024

Statfold Country Park, Near Tamworth, Staffordshire B79 0BU
10.00 to 17.00 both days

30+ layouts in various scales, specialist traders including leading manufacturers, small suppliers sector, plus expert modelmaking presentations, and technical know-how demo zone



Tickets include full access to the Statfold Narrow Gauge Railway Museum, steam train rides around the park and selected family attractions open for the weekend

Adult: £18.00 Child £8.00 Senior (65yrs+): £13.50 Family: £43.50 Carer: £13.50

Book online now via www.statfold.com/events

(Please note that the purchase of tickets at the door on either day will be subject to availability)

**Ample free parking on site, refreshment facilities,
and special bus service to and from Tamworth station**

SUPPORTED BY





UK DEPARTURE BOARDS

ukdepartureboards.co.uk
contact@ukdepartureboards.co.uk
@RailDepartures

Scan me for more information



Bring live train information to your home with a UK Departure Board! Available in 3 sizes to display real time information for your local station or indeed any station - train, tram, bus or tube in the UK.

Each board is designed and built in Britain with the ability to perform real station announcements.

We use a variety of data sources to accurately show what is scheduled at a station in real time. Whether you are an enthusiast wanting to see the latest action or a commuter wanting to know if your train is arriving or delayed. A UK Departure Board can bring it to you!



DESKTOP DEPARTURES® BOARD

Measuring just 10.5cm x 4cm x 2cm. Have it on your desk or in the office. Available in a black or white case with a choice of 4 display colours!

Scan QR for more details



CLASSIC DEPARTURE BOARD

Measuring 60cm x 11.5cm x 3.5cm. Great for wall displays in your hall, study or hobby room.

Scan QR for more details



PRO DEPARTURE BOARD

Measuring 100cm x 18cm x 4.5cm. Just like a real station board! Hang it on your wall for that great experience!

Scan QR for more details



Our customers love us! ★ Trustpilot



The Gauge O Guild Events Team would like to remember an absent friend who died earlier this year.

Geoff Bell
Door ticket team

Quality model kits at affordable prices

We offer a range of laser-cut bespoke and off the shelf model kits in a variety of gauges



see the range at www.railmodel.co.uk

Gauge O Guild
Skills Workshop

Come and learn from the experts

As requested by members, come and learn how to build and decorate a laser cut building. You will have tuition during the day and go away with a lineside hut suitable for any railway.

Our next skills workshop will be held on

Saturday 28th September

Kidderminster Museum, Severn Valley Railway
The Old Nursery, Kidderminster Railway Museum, Station Approach, Comberton Hill, Kidderminster, DY10 1QX.
01562 825316.

What 3 words for the old nursery are- *bossy, soap, grit.*

The day will run from **09:30 – 16:30** with **Jakub Stachula of LCUT Creative**



Jakub Stachula will be your expert for this workshop

Many people struggle with laser cut building kits and worry about getting them too wet when building and painting and find doing mortar very difficult. This is your chance to learn from an expert so that you can build more structures with confidence
Price: £65 for members or £90 for non-members which includes full day of tuition; the kit and interior furniture to take away; access to all the necessary materials for use on the day; refreshments and lunch.



Full details will be sent out to those who register. via this link: <https://www.gaugeoguild.com/onlinesales/workshops.aspx> or just scan the QR code



DIANE CARNEY NAMEPLATES

THE PROFESSIONALS' CHOICE
Scale thickness plates
Help with research if needed
Prototype or bespoke
One plate ... or hundreds

All plates now supplied etched out.

SHARP STEWART & CO LIMITED ATLAS WORKS 3882 - 1892 CLASCOV

HUNSLY ENGINE CO. LEEDS. N. 542 1831

SHARP STEWART & CO LIMITED ATLAS WORKS 3882 - 1892 CLASCOV.

JUPITER WARSHIP CLASS

NORTH BRITISH LOCOMOTIVE COMPANY, LTD GLASGOW. 1927 QUEENS PARK WORKS NO. 2355

1504

1504

Telephone: **015395 64750** for friendly, helpful service.
www.loco-nameplates.co.uk
email: info@loco-nameplates.co.uk

Illustrations not to scale. Plates are supplied as clean, unpainted etchings.

Loco Cradle

Come see me on stand 15

14" cradle £28.00 Postage £6.00
20" Cradle £32.00 Postage £8.00

A. W. Adams
Tel: 07927 421278

Size	Price
10"	£33
12"	£35
14"	£39
18"	£42
19"	£48
20"	£48
22"	£50
24"	£59

Storage Boxes "O" Gauge

"Wooden Storage Boxes at an affordable price"



SCAN FOR MORE INFO!

ESTD **RAILS** 1970
OF SHEFFIELD

FAMILY BUSINESS

FRIENDLY SERVICE

PRE-OWNED & SECOND HAND

WANTED CASH OR EXCHANGE

BUY · SELL · EXCHANGE · ANY GAUGE · ANY AGE

LOCOS - COACHES - WAGONS - TRACK-WORK - CONTROLLERS - ACCESSORIES
DIE-CAST - LORRIES - BUSES - PLANES - SOLDIERS - RAILWAYANA - AND MORE

DECEASED ESTATES - EX SHOP STOCK A SPECIALITY
FAST SERVICE WITH COMPLETE DISCRETION ASSURED

WE VALUE YOUR COLLECTION VERY HIGHLY!



IMMEDIATE PAYMENT IN 4 EASY STEPS

GUARANTEED

TOP PRICES PAID

DON'T DELAY - GET IN TOUCH TODAY!

+44 (0)114 255 1436 secondhand@railsofsheffield.com

OR VISIT OUR WEBSITE AND CLICK ON THE Stuff to Sell? LINK:

www.railsofsheffield.com

Ref: GAUGE024






SEE A FRIEND THIS WEEKEND!

THE ORIGINAL INTER-CITY COACH COMES TO 'O' GAUGE


SRP £299.00



They're the vehicles that launched BR's iconic Inter-City brand almost 60 years ago and brought long-distance travel into the modern era. BR's Mk2/Mk2a coaches played a key role in British travel for more than 30 years and now you can add them to your 'O' gauge fleet for the first time. Four versions cover BSO, BFK, FK and TSO vehicles in an exciting range of liveries that open up endless new possibilities for your layout. From BR Blue/Grey to NSE, Trans-Pennine and Regional Railways to Network Rail and DRS, there's something for everyone from the 1960s to the 2020s.

PREMIUM FEATURES - DELIVERED AS STANDARD

- Functioning drophead couplers
- Amazing interior detail
- Light bar ready
- Mk2/Mk2a variant
- Detachable roof
- 28 livery options



Scan the QR code to discover more about our amazing 'O' gauge Mk2 Coaches

