


Catalogue March 2015

The Gauge 0 Guild Edwards Brothers Drawings



The Edwards Brothers Drawings were created on linen by two G.W.R. employees in the years prior to 1955. They cover most of the railways of the U.K. and a few other items. They were available until early 2010 from M.B. Products but have now been taken over by the Gauge 0 Guild. They are dimensioned in mm and half mm for 7mm to the foot scale. Lot numbers are not recorded nor are detail differences between batches. Where the drawing relates to a 'rebuild' this is noted. So, if it is intended to model a particular item at a particular date, it is advisable to obtain clear photographs to verify details shown on the drawing.

Please note that a locomotive and tender comprise two separate items and that bogies are drawn separately to coaches.

Abbreviations Used

FB - Flush Boarded body (no outside framing)	C - Corridor
(L) CR - (Low) Clerestory roof	OF - Outside timber body framing
SF - Outside steel body framing	V - Vacuum fitted goods stock
BE - Bow-ended stock	(L) ER - (Low) Elliptical roof

Prices (Discount of £1.00 per drawing to current Gauge 0 Guild members):

Standard size drawings (indicated by S in the right hand column):

Locomotives £5.00; tenders £3.50; Bogie vehicles £5.00; 4 wheel vehicles £3.00

Large drawings (indicated by LF in right hand column) £7.00

Please add postage at £3.00 up to 5 items rolled in a tube or £1.50 folded

Ordering arrangements:

Please send cheques payable to Gauge 0 Guild Ltd to John Hobden (GOG)

33, Feltwell Road, Southery, Downham Market, Norfolk PE38 0NR

Please send SAE with enquiries or email john@johnhobden.net

Drawings may also be ordered from the Gauge 0 Guild website www.gauge0guild.com

The Gauge 0 Guild Limited is a private company limited by guarantee - Registered in England No. 2640556 Registered Office: Vale and West, Victoria House, 26 Queen Victoria Street, Reading GG1 1TG V.A.T. Registration number: 441 6633 80

GOG ref.	Edwards No	Wheel arrt	Description	Date	Dwg size
<u>GREAT WESTERN LOCOMOTIVES</u>					
1	LA 2		Dock Shunting Tank. Locomotive (1926)	1926	S
2	LA 3	4-6-0	Mixed Traffic Locomotive, "St. Martin"		S
3	LA 4		6 wheel 4000 gall Tender (1926)	1926	S
4	LA 5	4-6-0	"King" Class Locomotive (and see LA 80)		S
5	LA 7	0-6-0	2251 Class Mixed Traffic Locomotive (1930)	1930	S
6	LA 8	4-6-0	4900 "Hall" Class Mixed Traffic Locomotive (1930)	1930	S
7	LA 9	0-6-0T	Pannier Tank Locomotive, 5400/6400 Class		S
8	LA 10	2-6-2T	5100 Class Locomotive (1931)	1931	S
9	LA 11	0-4-2T	4800 Class Locomotive (1932)	1932	S
10	LA 12	0-6-0T	9700 Class Locomotive (Cond Tank)		S
11	LA 13	2-8-2T	7200 Class Goods Tank Locomotive (1934)	1934	S
12	LA 14	0-6-0T	8750 Class Tank Locomotive		S
13	LA 15	0-6-0T	1366 Class Shunting Locomotive (1933)		S
14	LA 16	4-6-0	5000 "Castle" Class Express Locomotive		S
15	LA 17	4-6-0	3200 "Earl" Class Locomotive (outside frame (1936 rebuild)		S
16	LA 18	4-6-0	6800 "Grange" Class Locomotive (1936)		S
17	LA 19	0-6-2	Tank Locomotive ex T.V Class 'A' re-boilered (1923)		S
18	LA 20*	0-6-0	Diesel Electric Shunting Engine No 2		S
19	LA 21	4-6-0	7800 "Manor" Class Mixed Traffic Locomotive		S
20	LA 80		Design for Bogie for GWR "King" Class Full size for Gauge 'O'		S
21	LA 81	2-6-2T	5100 Class Locomotive - Model Frames and Ponies		S

GREAT WESTERN LOCOMOTIVES (Pre-Grouping Locomotive Classes)

22	L12/1	2-6-0	4300 Class Mixed Traffic Locomotive		S
23	L12/2		6 Wheel 3500 gallon Tender		S
24	L12/4	2-8-0T	Goods Tank Locomotive		S
25	L12/5	4-6-0	"Castle" Class Express Passenger Locomotive 4073 (as built)		S
26	L12/6	0-6-0T	Pannier Tank Locomotive		S
27	L12/7	2-4-0T	Passenger Tank Locomotive		S
28	L12/8	2-4-2T	3500 Class Passenger Tank Locomotive		S
29	L 12/9	0-6-0	Standard Goods Locomotive (Dean Goods)		S
30	L12/10		6 Wheel 3000 gallon Tender		S
31	L12/11		6 Wheel 3500 gallon Tender (1925)		S
32	L12/12	0-4-2T	Locomotive with semi-open cab		S
33	L12/13	4-4-0	4100 Class Locomotive		S
34	L12/14	4-4-0	3300 Class Locomotive		S
35	L12/15		2500 gallon Tender		S
36	L12/16	4-4-2	De Glenn Compound Express Locomotive No 104 with GWR boiler and fittings 1904		S
37	L12/17	2-4-0	Passenger Locomotive No 3220		S
38	L12/18	2-6-2T	3100 Class Tank Locomotive		S
39	L12/19	2-8-0	2800 Class Goods Locomotive		S
40	L12/20	4-4-2T	2200 Class Tank Locomotive		S
41	L12/21	4-4-0	County Class Express Passenger Locomotive		S
42	L12/22		36-ton Steam Breakdown Crane		S
43	L12/23	4-4-0	Duke Class Passenger Locomotive (Alternative drawings for 2,500 gallon or 3,000 gallon tenders)		S
44	L12/24	4-4-0	City Class Express Passenger Locomotive		S
45	L12/80		Drawing of Model Main Frames for 2-6-2T 4500 Class		S
46	L12/81		Drawing of Model Brake Gear for 2-6-2T 4500 Class		S

GOG ref.	Edwards No	Wheel art	Description	Date	Dwg size
<u>RHYMNEY LOCOMOTIVES</u>					
47	L 27/1	0-6-0T	'P' Class Passenger Locomotive		S
<u>TAFF VALE LOCOMOTIVES</u>					
48	L30/1	0-6-2T	'Class A' Locomotive (1914)		S
49	L30/2	0-6-2T	'Class 04' Goods Locomotive (1907)		S
50	L30/3	0-6-2T	'Class U' 1. Locomotive No 79		S
51	L30/4	0-6-0T	Class C' Passenger Locomotive (Original Nos 170/75)		S
<u>GREAT WESTERN RAILWAY COACHES (Post Grouping)</u>					
52	A 2A		Articulated Bogie 3 rd (A 85 bogie)		S
53	A 2B		Articulated Bogie Brake 3 rd (A 85 bogie)		S
54	A 3A		Articulated Bogie 1 st (A 85 bogie)		S
55	A 3B		Articulated Bogie Brake 1 st (A 85 bogie)		S
56	A 4A		Articulated Bogie Dining Saloon Car (A 85 bogie)		S
57	A 4B		Articulated Bogie Dining Car Kitchen Body (A 85 bogie)		S
58	A 5		8 Wheel 57ft 3rd coach C.B.E (A 85 bogie)		S
59	A 6		57ft Brake 3rd C.B.E. (A 85 bogie)		S
60	A 7		57ft Centre Kitchen Restaurant Car C.B.E (A 85 bogie)		S
61	A 9		57ft 1st/3rd Compo Coach C.B.E (A 85 bogie)		S
62	A 11		57ft Brake Compo C.B.E. (A 85 bogie)		S
63	A 24		Milk Van 'Siphon G' (1926) LER F.B. (A 85 bogie)		S
64	A 26		57ft Passenger Brake Van C.B.E. (A 85 bogie)		S
65	A 30		57ft Special Saloon C.B.E.		S
66	A 32		60ft Brake 3rd C.B.E (1929 'Wide' Stock) (A 81 bogie)		S
67	A 33		60ft 3rd Coach C.B.E (1929 'Wide' Stock) (A 81 bogie)		S
68	A 35		60ft Kitch car C.B.E (1929 'Wide' Stock) (A 81 bogie)		S
69	A 36		60ft Restaurant Car (3rd or Compo) C.B.E (1929 'Wide' Stock) (A 81 bogie)		S
70	A 37		60ft Composite (3rd or Compo) C.B.E (1929 'Wide' Stock) (A 81 bogie)		S
71	A 38		60ft Brake Compo (3rd or Compo) C.B.E (1929 'Wide' Stock) (A 81)		S
72	A 39		60ft Brake comp slip coach B.E (1929 'Wide' Stock) (A 81 bogie)		S
73	A 46		57ft Mail Van (1929) C. (A 85 bogie)		S
74	A 50		Refrigerated Milk Van 'Siphon J' (1930) FB L.E.R (A 81 bogie)		S
75	A 52		57ft Auto Train Trailer Car (Saloon Type) BE (A 85 bogie)		S
76	A 53		60ft 'Super' Saloon (King George) C.B.E (A 81 bogie) (1931)		S
77	A 58		A.E.C Oil Engined Railcar No. 1 (1933)		S
78	A 59		50ft T.P.O van (1933) C (A 85 bogie)		S
79	A 61		A.E.C Oil Engined Express Buffet Railcar 1934 (Nos 3 and 4)		S
80	A 62		60ft 3rd Coach C (1934 mainline express stock) (A 84 bogie)		S
81	A 65		60ft brake 3rd (1934 main line express stock) (A 84 bogie)		S
82	A 66		60ft Brake Compo (1934 main line express stock) (A84 bogie)		S
83	A 67		60ft saloon 3rd C. (1935 excursion stock) (A 84 bogie)		S
84	A 68		60ft saloon brake/3rd C. (1935 excursion stock) (A84 bogie)		S
85	A 70		61ft vestibule 3rd C (1936 low-waisted stock) (A84 bogie)		S
86	A 71		58ft 6ins Vestibule compo C (1936 low-waisted stock) (A84 bogie)		S
87	A 72		61ft Vestibule Brake/3rd C (1936 low-waisted stock) (A84 bogie)		S
88	A 73		61ft Vestibule brake composite (1936 low-waisted stock) (A84 bogie)		S
89	A 75		57ft Auto-train compartment type brake compo (1938) (A84 bogie)		S
90	A 76		A.E.C Diesel-engined streamlined railcar (1937)		S
91	A 91		12 Wheel 61ft Buffet Car C (1938) (A86 bogie)		S
92	A 93		8 Wheel 62ft Vestibule Composite C (1938) (A84 bogie)		S
93	A 94		8 Wheel 64ft Vestibule 3rd C (1938) (A84 bogie)		S
94	A 95		8 Wheel 64ft 6ins Vestibule brake/3rd C (1938) (A84 bogie)		S
95	A 98		12 Wheel 6aft Composite Restaurant Car C (1938) (A84 bogie)		S
96	A101		8 Wheel 64ft 6ins Vestibule 1 st C (1938) (A85 bogie)		S
97	A 81		9' 0" Standard Coach Bogie		S

GOG ref.	Edwards No	Wheel art	Description	Date	Dwg size
98	A 84		9' 0" Pressed Steel Bogie		S
99	A 85		7' 0" Standard Coach Bogie		S
100	A 86		12' 6" 6-wheel Coach Bogie		S

CAMBRIAN RAILWAY COACHES

101	4/3		6 whl 1st/3rd composite coach		S
102	4/4		8 whl 1st/2nd composite coach		S

GREAT WESTERN COACHES (Pre Grouping)

103	12/16		12 whl Restaurant Car C		S
104	12/17		8 whl 47ft Saloon (clerestory roof) C		S
105	12/18		8 whl 40ft Pass Brake Van (Low elliptical roof) (12/86)		S
106	12/19		8 whl 70ft parcels van 1910 C of ER (12/80)		S
107	12/20		8 whl 54ft 3rd CI Coach CR C		S
108	12/23		8 whl 70ft 1st/3rd Compo brake C (12/80)		S
109	12/27X		57ft 8 whl 3rd CI Corridor Coach		S
110	12/28		12 whl Sleeping Car		S
111	12/29		70ft Ocean Mail Van		S
112	12/46		4 whl brake/3rd Close-coupled set		S
113	12/47		4 whl 3rd CI Coach Do. Do.		S
114	12/48		4 whl 1st/3rd Compo Do. Do.		S
115	12/53		9 whl 56ft Centre Kitchen Dining Car C CR (bogie 12/86)		S
116	12/59		8 whl Design for a bullion van		S
117	12/60		48ft Mail Van C OR		S
118	12/61		8 whl 57ft 1st CI Sleeping Car C ER (bogie 12/80)		S
119	12/67		8 whl 68ft brake/3rd C CR		S
120	12/68		8 whl 52ft 1st/3rd compo C CR		S
121	12/69		8 whl 50ft 1st CI coach C CR		S
122	12/75		8 whl 68ft brake/3rd C CR		S
123	12/76		4 whl Engineer's Inspection Coach		S
124	12/90		Broad Gauge 2nd Class Carriage (1845)		S
125	12/95X		8 whl 46ft 6ins Newspaper Van		S
126	12/80		9'0" Equalised Coach Bogie		S
127	12/81		5'6" Standard Wagon Bogie		S
128	12/83		6'6" Corner Suspended Bogie		S
129	12/86		10'0" Centre Suspended Bogie		S

TAFF VALE COACHES

130	30/23		8 whl 10 compartment 3rd CI Coach (1921) (20/80)		S
131	30/26		8 whl Auto Train 1st/3rd compo saloon with driving compartment ca 1908 (20/80)		S
132	30/80		8' 0" Coach Bogie (c. 1908)		S

GREAT WESTERN RAILWAY WAGONS (Post Grouping)

GOODS ROLLING STOCK, INCLUDING SERVICES VEHICLES AND CERTAIN VEHICLES INTENDED FOR USE

133	A 10		4 whl 28ft Fish Van ('Bloater')		S
134	A 12		4 whl Refrigerated meat van (Mica B) 1926		S
135	A 13		4 whl 12 ton 5 plank goods wagon, with sheet rail V		S
136	A 14		4 whl 12 ton 7 plank Do. Do.		S
137	A 15		4 whl Large Brake Van SF		S
138	A 16		4 whl 12 ton 16ft Ventilated Van SF V		S
139	A 17		4 whl Large Cattle Wagon SF V		S
140	A 18		4 whl 30ft Motor Car Van (Damo A) FB V		S
141	A 19		4 whl 20ft Do. Do. (Damo B) FB V		S

GOG ref.	Edwards No	Wheel arrt	Description	Date	Dwg size
142	A 20		4 whl 20-ton steel loco, coal wagon (1926)		S
143	A 21		4 whl Louvre sided milk van		S
144	A 22		4 whl 3,000 gallon milk tank wagon (United Dairies)		S
145	A 23		4 whl 12 ton 'Standard' goods van (1928) SF		S
146	A 25		4 whl 20 ton bulk grain van (1928)		LF
147	A 28A		Types of covered goods containers		S
148	A 2 SB		Open goods containers		S
149	A 29		4 whl 12 ton 'Standard' 5 plank wagon (1928)		S
150	A 31		8 whl 20 ton rail wagon (Macaw H) (Separate bogie drawing on 12/81)		S
151	A 41		120 ton transformer trolley wagon on 4 6-wheel bogies (Separate bogie drawing on A/80)		LF
152	A 42		Small lidded container		S
153	A 43		Insulated container type E		S
154	A 44		4 whl 33ft motor car van (ASMO) FB V		S
155	A 47		4 whl 20 ton merchandise van 1931 SF V		S
156	A 48		4 whl 6 ton refrigerator van 1931 (Mica A) V		S
157	A 49		4 whl 10 ton banana van 1931 SF V		S
158	A 51		4 whl details of either side brake arrangement for G.W vehicles		S
159	A 54		6 whl 3,000 gallon milk tank wagon		S
160	A 55		6 whl truck for mobile milk tank (see H/2)		S
161	A 56		4 whl 12 ton 'Standard' container flat wagon V		S
162	A 57		Insulated container type 'FX'		S
163	A 60		4 whl 17ft 6ins motor car van for goods service (Mogo) 1933		S
164	A 74		4 whl 20 ton steel grain hopper wagon 1936		S
165	A 77		4 whl 12 ton 5 plank wagon with sheet rail 1937 V		S
166	A 79		4 whl 20 ton engineering dept drop side steel wagon 1937		S
167	A 80		Bogie unit for 120-ton transformer trolley wagon 'Crocodile L1 (see drawing A/41)		LF
168	A 90		4 whl 18 ton goods fruit van 1938		S
<u>BARRY RAILWAY WAGONS</u>					
169	1/1		4 whl 10 ton 5 plank open goods wagon		S
170	1/2		4 whl 10 ton sleeper wagon		S
171	1/3		4 whl 10 ton Iron goods van		S
172	1/4		4 whl 10 ton twin timber wagon		S
173	1/5		4 whl 8 ton 3 plank drop side wagon		S
<u>CAMBRIAN RAILWAY WAGONS</u>					
174	4/1		2-plank Drop side wagon		S
175	4/2		4 whl 5-plank goods wagon No 176, with sheet rail (1921)		S
176	4/3		4 whl Single Bolster van		S
<u>GREAT WESTERN RAILWAY WAGONS (pre-grouping)</u>					
177	12/1	4	4 whl refrigerated meat van ca 1903 V		S
178	12/2	4	4 whl 10 ton 16ft ventilated van V		S
179	12/3	4	8 ton covered goods wagon		S
180	12/4	4	4 whl 10 ton steel goods van		S
181	12/5	4	4 whl 12 ton goods brake van OF		S
182	12/6X	4	4 whl 10 ton 5 plank wagon with sheet rail		S
183	12/7X	4	4 whl 10 ton 7 plank wagon with sheet rail		S
184	12/8	4	4 whl 10 ton 16ft Banana Van V		S
185	12/9	4	4 whl 8 ton 3-plank wagon 1880		S
186	12/10	4	4 whl twin timber wagon		S
187	12/11	8	8 ton flat wagon		S

GOG ref.	Edwards No	Wheel arrt	Description	Date	Dwg size
188	12/12	4	4 whl 14 ton 4-plank goods wagon (Open C)		S
189	12/13	8	8 whl 30 ton bogie rail wagon (Macaw B) (Bogies 12/81)		LF
190	12/14	4	4 whl 10 ton roll or match wagon		S
191	12/15	4	4 whl 20 ton steel drop side ballast wagon (Engr's Dept)		S
192	12/21	4	4 2hl steel gunpowder van		S
193	12/22	4	4 whl 10 ton 28ft ventilated van V		S
194	12/24	4	20 ton Locomotive Coal Wagon		S
195	12/25	4	4 whl 20 ton steel hopper Coal Wagon V (Engr's Dept)		S
196	12/26	8	8 whl 50ft theatrical scenery van (Monster) (Bogies to 12/80)		LF
197	12/30	8	8 whl 45ft bogie trolley wagon (Crocodile H) (Bogies to 12/81)		LF
198	12/31		Twin gas holder		S
199	12/32	4	4 whl 22ft Fruit Van ('Fruit D') V		S
200	12/33	4	4 whl 16ft Goods Fruit Van V		S
201	12/34X		25 ton Goods Brake Van		S
202	12/35	4	4 whl 10 ton 21ft Ventilated Van V		S
203	12/36	8	8 whl 50ft milk van ('Siphon G') of C V (Bogies to 12/80)		S
204	12/37	6	6 whl milk van		S
205	12/38	8	8 whl Bogie Theatrical Scenery Truck ('Goliath') (Bogies to 12/80)		S
206	12/39	4	4 whl large horse box V		S
207	12/40	8	8 whl 30 ton bogie steel goods van 1903 (Bogies to 12/81)		S
208	12/41	4 whl	4 whl large cattle truck V		S
209	12/42	4 whl	4 'M. twin girder wagon ('Pollen C')		S
210	12/43	4 whl	Small Cattle Wagon (Timber Framed)		S
211	12/44	4 whl	Breakdown van and tender 2 vehicles		LF
212	12/45	4 whl	4 whl shunting truck		S
213	12/49	8	8 whl 40 ton steel bogie loco coal wagon (Bogies to 12/81)		S
214	12/50	4 whl	4 whl 15 ton well wagon ('Loriot C')		S
215	12/51	4 whl	4 whl Double bolster wagon		S
216	12/55	6	6 whl fish wagon, with or without iron guard's shelter		S
217	12/56	4 whl	4 whl Travelling oil or gas reservoir (R 9 No Transverse tank		S
218	12/57	4 whl	4 whl 16 ton goods brake van		S
219	12/58	4 whl	4 whl Match wagon for 6 ton steam crane (Eng Dept)		S
220	12/62	4 whl	4 whl 12 ton goods carriage truck ('Serpent')		S
221	12/64	4 whl	4 whl 21ft Passenger train carriage truck		S
222	12/66	4 whl	4 whl 26ft Passenger train cattle truck		S
223	12/70	4 whl	4 whl 10 ton steel loco, coal wagon (Eng Dept)		S
224	12/71	4 whl	4 whl 20 ton Hopper ballast wagon V (Eng Dept)		S
225	12/72	4 whl	4 whl Ballast plough brake van Do. Do.		S
226	12/73	4 whl	4 whl Equipment wagon for 36 tons steam crane (Eng Dept)		S
227	12/77	4 whl	4 whl Small horse box		S
228	12/78	4 whl	4 whl 12 ton glass wagon ('Coral A')		S
229	12/79	8	8 whl 50 ft Bogie Milk Van (Siphon H) C V 1918 (Bogies to 12		LF

RHYMNEY RAILWAY WAGONS

230	27/1	4 whl	8 ton flat wagon		S
231	27/2	4 whl	10 ton 3-plank wagon		S
232	27/3	4 whl	10 ton Iron goods van		S
233	27/4	4 whl	8/10 ton wooden goods van		S
234	27/6	4 whl	8 ton drop side wagon		S
235	27/7	6 whl	29ft Carriage van		S
236	27/8	4 whl	10 ton 5-plank goods wagon		S
237	27/10	4 whl	14 ton goods brake van		S

GOG ref.	Edwards No	Wheel arrt	Description	Date	Dwg size
<u>TAFF VALE RAILWAY WAGONS</u>					
238	30/1	4	10 ton goods brake van 1880-		S
239	30/2	4	10 ton goods van FB 1886 (Wood-bodied)		S
240	30/3	4	10 ton single bolster steel timber wagon		S
241	30/5	4	12 ton 5-plank goods wagon with sheet rail		S
242	30/6	4	6 ton large cattle wagon OF 1906		S
243	30/8	4	10 ton Iron goods van 1912		S
244	30/9	4	6 ton Meat van 1884		S
245	30/10	4	small horse box 1889		S
246	30/11	4	22ft 2-plank goods wagon, open ends		S
247	30/12	8	30 ton bogie bolster wagon 1911		S
248	30/13	4	15 ton well wagon 1906		S
249	30/16	4	carriage truck V		S
250	30/17	4	carriage van No 417		S
251	30/18	4	Cylindrical gas holder wagon (twin tank)		S
252	30/19	4	10 ton 25ft steel bolster wagon 1920		S
253	30/20	4	21ft large horse box 1912		S

LONDON MIDLAND AND SCOTTISH LOCOMOTIVES

254	LB 1	4-6-4T	Express Passenger Tank Locomotive		S
255	LB 2	2-6-0	Mixed Traffic Locomotive No 1300 (1926)		S
256	LB 3		Standard 6 wheel Tender		S
257	LB 4	0-6-0T	Goods Tank Locomotive (1924)		S
258	LB 5	0-4-4T	Passenger Tank Locomotive (Cal R Sec 1926)		S
259	LB 6	0-6-0	Superheated Goods Locomotive		S
260	LB 7	4-4-0	3 cyl compound Express Passenger Locomotive (1924)		S
261			6 wheel 3,500 gallon Tender		S
262	LB 8	4-6-0	Class "Royal Scot" Express Passenger Locomotive (1927)		S
263	LB 9		Drawings of standard 3,500g or curve sided 3,500g and 4,000g Tenders available)		S
264	LB 10	0-6-2T	0-6-2 Garrett Locomotive		S
265	LB 11	2-6-4T	Passenger Tank Locomotive		S
266	LB 12	4-4-0	Express Passenger Locomotive No 563 (1928)		S
267	LB 13	0-6-0T	Dock Shunting Side-Tank Locomotive (1928)		S
268	LB 14	0-8-0	Freight Locomotive (1928)		S
269	LB 15	2-6-2T	Passenger Tank Locomotive (1930)		S
270	LB 16	0-6-0	Diesel Shunting Locomotive (1933)		S
271	LB 17	4-6-0	Rebuilt "Claughton" Express Passenger Locomotive (Baby Scot) (1931)		S
272	LB 18	0-4-0T	Saddle Tank Shunting Locomotive, original series Nos 1540/1544 (1933)		S
273	LB 19	4-6-0	6200 Class 4 cyl Express Passenger Locomotive (1933)		S
274	LB 20		6 wheel 4,000 gallon Tender (1933)		S
275	LB 21	2-6-0	Express Goods Locomotive (1934)		S
276	LB 22	2-6-4T	3 cyl Passenger Tank Locomotive No 2500 (1934)		S
277	LB 23	4-6-0	3 cyl Passenger Locomotive No 5552m (1934) (Express)		LF
278	LB 24		6 wheel 4,000 gallon Tender (1933)		S
279	LB 25		6 wheel 4,000 gallon Tender (1934)		S
280	LB 26	4-6-0	2 cyl Mixed Traffic Locomotive No 5000 (1934) (Black 5)		LF
281	LB 27	0-6-0	Diesel Shunting Locomotive No 7054		S
282	LB 28	0-6-0	Diesel Electric Shunting Locomotive No 7058		S
283	LB 29	0-6-0	Diesel Shunter No 7070		S
284	LB 30	2-6-2T	71 Class Tank Locomotive (1935)		S
285	LB 31	2-8-0	8000 Class Goods Locomotive (135)		LF
286	LB 32	4-6-2	Turbine Express Passenger Locomotive No 6202 (1935)		LF

GOG ref.	Edwards No	Wheel art	Description	Date	Dwg size
287	LB 33	4-6-2	4 cyl Streamlined Express Passenger Locomotive No 6220 (1937)		S
288	LB 34		6 Wheel Streamlined Tender (1937)		S
289	LB 35	4-6-2	"Duchess" Class Express Passenger Locomotive (1938)		S
290	LB 36		6 Wheel 4,000 gallon Tender		S
291	LB 80		Detailed drawing of Model Main Frames for 0-6-OT Goods Locomotive (1924)		S

CALEDONIAN LOCOMOTIVES

292	L 3/ 3	0-8-0T	Goods Side-Tank Locomotive		S
293	L 3/ 5	0-6-0	Pickersgill Goods Locomotive No 310		S
294	L 3/11	0-4-4T	Passenger Tank Locomotive No 222		S
295	L 3/12	0-6-0T	Goods Tank Locomotive No 516		S
296	L 3/14		8 wheel 5,000 gallon Bogie Tender		S
297	L 3/15	4-4-0	Express Locomotive No 66		S
298	L 3/16	4-6-0	Express Locomotive No 903 'Cardean'		S

GLASGOW AND SOUTH WESTERN LOCOMOTIVES

299	L 7/2	0-6-0	Rebuilt Tender Goods		S
300	L 7/3		6 whl 2500 gallon tender		S

HIGHLAND LOCOMOTIVES

301	L 13/1	4-4-0	'Loch' Class Locomotive (1896)		S
302	L 13/2		6 wheel 3,000 gallon Tender		S

LANCASHIRE AND YORKSHIRE LOCOMOTIVES

303	L 15/1	4-4-0	'Class 8' Express Locomotive		S
304	L 15/2		6 Wheel Tender		S
305	L 15/3	2-4-2T	Passenger Locomotive		S
306	L 15/4	0-8-2T	Goods Locomotive		S
307	L 15/5	0-6-0T	Shunting Locomotive		S

LONDON AND NORTH WESTERN LOCOMOTIVES

308	L 16/1	4-6-2	Cloughton' Class Express Locomotive		S
309	L 16/2		6 Wheel Tender		S
310	L 16/3	0-8-4T	Goods Locomotive		S
311	L 16/4	4-6-2	5ft 2ins Mixed Traffic Locomotive		S

MIDLAND LOCOMOTIVES

312	L 20/1	4-4-0	6ft 6ins Express Locomotive		S
313	L 20/2		6 wheel 3,500 gallon Tender with coal plates		S
314	L 20/3	0-6-4T	Passenger Tank Locomotive (rebuilt in 1922)		S
315	L 20/4	0-6-0	Superheated Goods locomotive		S
316	L 20/5X	0-6-0	2900 Class locomotive (rebuilt in 1917)		S
317	L 20/6X		6 wheel 3,500 gallon Tender with 2 coal rails		S
318	L 20/9	2-4-0	Locomotive No 113 (1888)		S
319	L 20/10		6 wheel Tender		S
320	L 20/11	0-4-4T	(S W Johnson's Design)		S
321	L 20/15	0-4-4T	(M Kirtley's Design)		S

GOG ref.	Edwards No	Wheel arrt	Description	Date	Dwg size
<u>LONDON MIDLAND AND SCOTTISH RAILWAY COACHES</u>					
322	B3		8 Wheel Vestibule Saloon 3rd C 1923 (B 80)		S
323	B4		8 Wheel Vestibule 1st/3rd Compo C 1923 (B 80)		S
324	B10		8 Wheel Vestibule Brake 3rd C 1926 (B 80)		S
325	B12		8 Wheel Kitchen Car C 1924 (B 80)		S
326	B15		8 Wheel 50ft Passenger brake-van C 1927 (B 80)		S
327	B18		8 Wheel Vestibule Brake/1st C 1929 (B 80)		S
328	B19		12 Wheel 1st cl sleeping car C (Built Wolverton 1927 For Midland and North British Line Joint Stock		S
329	B25		12 Wheel 1st cl sleeping car C (Wolverton 1924)(B 81)		S
330	B27		8 Wheel 3rd cl driving trailer (compartment type) for London Electric Services		S
331	B28		1st/3rd composite compartment trailer (B 80)		S
332	B29		3rd Cl motor coach (compartment type) (B 80)		S
333	B30		Brake 3rd (Catheart circle trains 1926) (B 80)		S
334	B31		1st cl (Catheart circle trains 1926) (B 80)		S
335	B32		1st/3rd Compo (Catheart circle trains 1926) (B 80)		S
336	B33		Van-ended 1st saloon lounge car (1928) (B 80)		S
337	B34		1st cl Vestibule combined saloon compartment coach C (1928) (B 80)		S
338	B35		3rd cl Sleeping car C (1928) (B 80) S -46		S
339	B46		Mail Van C 1930 (B 80)		S
340	B50		(B80)		S
341	B51		Vestibule Combines Saloon/compartment 1st Brake C (1930 low waisted stock) (B80)		S
342	B52		Kitchen car (1930 low-waisted stock) (B 80)		S
343	B53		Vestibule saloon 3rd (1930 low-waisted stock) (B 80)		S
344	B54		Vestibule compartment 3rd (1930 low-waisted stock)(B80)		S
345	B55		Vestibule saloon 1st (1930 low waisted stock) (B 80)		S
346	B56		Van ended 1st saloon lounge car (1930 low waisted		S
347	B57		Vestibule Side Corridor Van 3rd (1930 low waisted stock) (B80)		S
348	B58		12 Wheel compo sleeping car C (1930) (B 81)		S
349	B61		12 Wheel 1st cl dining and kitchen car C (B 81)		S
350	B65		3 wheel Vestibule side-corridor 1st C (B 80)		S
351	B67		3 wheel general utility van (1933) (B 80)		S
352	B68		6 wheel corridor passenger brake van (1933) C		S
353	B69		8 wheel 60ft kitchen car (all electric type) (1933) C (B 80)		S
354	B70		8 wheel 60ft Vestibule 1st/3rd compo C (Stanier flush window 1934) (B 80)		S
355	B71		57ft Vestibule 3rd Cl Coach (Stanier flush window type 1934) (B 80)		S
356	B72		57ft Vestibule Van/3rd C (Stanier Flush Window type 1934) (B 80)		S
357	B73		12 wheel 68ft 1st cl dining and kitchen car C (Stanier flush window 1934) (B 80)	S	
358	B91		8 wheel 57ft Buffet car (1936) C (B 80)		S
359	B92		57ft Vestibule van/1st C (Coronation Scot 1937)(B80)		S
360	B93		57ft Vestibule Saloon/3rd C (Coronation Scot 1937) (B 80)		S
361	B94		50ft Kitchen Car C (Coronation Scot 1937) (B 80)		S
362	B95		Vestibule side corridor compartment 1st Cl (Coronation Scot 1937) (B 80)		S
363	B96		Vestibule Van/3rd C (Coronation Scot 1937)(B 80)		S
364	B97		Vestibule 1st Cl Dining Car C (Coronation Scot 1937) (B 80)		S
365	B98		Twin articulated Vestibule twin 3rd excursion coach C (1936) (See also B 108 and 109 below)		S
366	B99		8 wheel insulated sausage van for passenger trains (B 80)		S
367	B108		Articulated Brake/3rd for excursion trains (1937) C		S
368	B109		Articulated 1st/3rd composite for excursion trains (1937) C		S
369	B110		12 wheel 1st/3rd composite sleeping car (1936) C (B81)		S
370	B111		12 wheel 1st cl sleeping car (1935) C (B 81)		S
371	B115		8 wheel 57ft Vest saln 1st/3rd compo C (Stanier flush window 1934 B80)		S

GOG ref.	Edwards No	Wheel arrt	Description	Date	Dwg size
<u>LMS Coaches (Continued)</u>					
372	B116		12 wheel 68ft 3rd cl dining and kitchen car (1937) C (B 81)		S
373	B119		8 wheel 57ft Standard non-corridor compartment 1st/ 3rd compo (1923) (B 80)		S
374	B120		8 wheel 60ft compartment brake 1st/3rd compo ca 1932 (B 80)		S
375	B80		9' 0" Coach Bogie (1925) B 81		S
376	B81		12' 6" 6-wheel Coach Bogie		S

CALEDONIAN RAILWAY COACHES

377	3/8		8 whl Pullman observation car 'Maid of Morven' C		S
378	3/9		12 whl Pullman Buffet car 'Flora MacDonald' C		S
379	3/10		12 whl Pullman Buffet car 'Mary Beaton' C		S
380	3/15		8 whl passenger brake van C		S
381	3/17		6 whl motor car van for passenger trains (1906)		S
382	3/19		12 whl 1st/3rd Compo C		S
383	3/20		4 whl Three compartment brake/3rd with end lookout wing LCR (1870)		S
384	3/26		6 whl Four compartment brake/3rd with central guard's compartment and lookout wing LCR (ca 1880)		S
385	3/27		12 whl brake/3rd C (1905) (Grampian stock)		S
386	3/28		4 whl brake/3rd with elliptical roof 1923 (Suburban stock)		S
387	3/40		4 whl Four compartment 1st Do. Do. Do.		S
388	3/42		4 whl Five compartment 3rd Do. Do. Do.		S
389	3/43		6 whl Five compartment 1st LCR (ca 1890)		S
390	3/44		6 whl Six compartment 3rd LCR (ca 1890)		S
391	3/45		6 whl Passenger brake van LCR (ca 1880)		S
392	3/55		8 whl 45ft Eight compartment 3rd ICR (ca 1890)		S

HIGHLAND COACHES

393	13/8		8 whl 50ft composite coach (match-boarded)		S
394	13/16		6 whl scroll-sided 1st Cl coupe coach 1887 LCR		S
395	13/18		4 whl 4 compartment straight-sided 3rd (ca 1865)		S
396	13/19		4 whl Passenger brake van (ca 1865)		S
397	13/20		4 whl Straight sided 3rd (ca 1870)		S
398	13/21		6 whl Passenger Brake Van (Central) ca 1900		S
399	13/22		6 whl 6 compartment 1st/3rd compo		S
400	13/23		6 whl 5 compartment 1st/3rd compo		S
401	13/24		6 whl Passenger brake van (straight sided with end lookout)		S
402	13/25		8 whl independent-corridor 1st/3rd compo (1898)(13/80)		S
403	13/26		8 whl 7 compartment lavatory 3rd (1901)(13/80)		S
404	13/27		8 whl Luggage-bodied lavatory 1st/3rd compo (1898)(13/80)		S
405	13/28		48ft 6ins Lavatory compo (1904) (13/80)		S
406	13/29		8 wft Composite 1st Cl sleeper/3rd Cl coach (1907) (13/80)		S
407	13/30		8 whl 3rd Cl saloon carriage No 96 (1907) (13/80)		S
408	13/80		8' 0" Coach Bogie		S

LANCASHIRE AND YORKSHIRE COACHES

409	15/7		12 whl 65ft Dining Car C (15/80)		S
410	15/8		8 whl 49ft Brake/3rd (15/81)		S
411	15/9		8 whl Passenger Brake Van (15/81)		S
412	15/15		4 whl Passenger Brake Van		S
413	15/19		6 whl 1st/3rd compo carriage with central luggage compartment		S
414	15/26		10 whl Kitchen car/Brake Van 1901 (15/80 and 15/81)		S
415	15/29		8 whl 54ft Vestibule saloon 1905 C (15/81)		S
416	15/31		8 whl 49ft Brake/3rd C ca 1901 (15/81)		S
417	15/34		12 whl 65ft 1st Cl Dining/Kitchen Car 1905 C (15/80)		S
418	15/80		11' 6" 6-wheel coach bogie		S

GOG ref.	Edwards No	Wheel arrt	Description	Date	Dwg size
<u>LONDON AND NORTH WESTERN COACHES</u>					
419	16/13A		12 whl Sleeping Carriage (16/82)		S
420	16/13B		12 whl Sleeping Carriage Corridor Side		S
421	16/14		8 whl 45ft Parcels Van CR C (16/80)		S
422	16/15		8 whl Double Ended Slip Coach 1st/3rd compo with raised end lookouts		S
423	16/17		12 whl 65ft 1st/3rd compo Dining Car CR C (16/82)		S
424	16/25		6 whl Corridor Parcels Van Fish Traffic 1904		S
425	16/26		8 whl 50ft Passenger Brake Van C (16/80)		S
426	16/27		12 whl Vestibule 1st CI Coach C ER (16/82)		S
427	16/28		12 whl Vestibule 3rd CI Coach C ER (16/82)		S
428	16/29		8 whl 42ft Picnic Saloon 1898 (16/80)		S
429	16/30		12 whl Royal Saloon C CR		S
430	16/31		8 whl 50ft 7 compartment 34d Coach C ER (1912) (16/80)		S
431	16/32		8 whl 50ft Theatrical Scenery Van (1912) ER (1680)		S
432	16/36		8 whl Motor Coach C London Electric Services Open Type Cars 1920		S
433	16/37		8 whl 3rd CI Driving Trailer Saloon C Do. Do. Do.		S
434	16/38		8 whl 1st /3rd compo Trailer Saloon C Do. Do. Do.		S
435	16/40		8 whl 57ft 3 compt brake/3rd C ER (16/80)		S
436	16/51X		8 whl 50ft brake/3rd Matching Set of non-corridor compartment stock with low elliptical roofs (16/80)		S
437	16/52		8 whl 50ft Lavatory 3rd Do. Do. Do.		S
438	16/53		8 whl 50ft Lavatory 1st Do. Do. Do.		S
439	16/61		50ft Brake/3rd C (16/80)		S
440	16/64		6 whl 4 compartment 1st CI Coach (ca 1870)		S
441	16/65		6 whl Luggage Bodied compo (ca 1870)		S
442	16/66		6 whl Brake/3rd (ca 1870)		S
443	16/67		6 whl 5 conpt 3rd CI Coach (ca 1870)		S
444	16/69		8 whl 50ft Passenger Brake Van C 1907 (16/80)		S
445	16/71		12 whl 1st/3rd Dining/Kitchen Car (Central Kitchen) C CR (1900) (16/82)		S
446	16/73		12 whl Vestibule 1st/3rd compo C (1908) (16/82)		S
447	16/74		12 whl Vestibule Brake/3rd Do. Do.		S
448	16/75		12 whl Vestibule Brake 1st/3rd compo Do. Do.		S
449	16/78		12 whl Vestibule 1st CI Dining Car C (1907) (16/82)		S
450	16/80		8'0" Coach Bogie		S
451	16/81		8'9" Electric Motor Bogie		S
452	16/82		11'6" 6 whl Coach Bogie (1900)		S
<u>MIDLAND RAILWAY COACHES</u>					
453	20/7		8 whl Saloon Carriage (LTS Section)		S
454	20/8		8 whl Brake/Compo CR c (1902)		S
455	20/15		12 whl 1st CI Dining/Kitchen Car (1921) C (20/81)(Midland and G and S W Joint Stock)		S
456	20/16		8 whl Vestibule 3rd CI Dining Car (1921) C (20/80)		S
457	20/17		8 whl 45ft Passenger Brake Van CR C		S
458	20/18		8 whl Brake/3rd CR C		S
459	20/20		12 whl 60ft Sleeping Car CR C		S
460	20/22		8 whl 50ft 3rd CI Coach CR C		S
461	20/23		8 whl Travelling Post Office Van CR C (20/80)		S
462	20/27		8 whl combined Horse Box and Carriage Van 1907		S
463	20/80		9' 0" Coach Bogie		S
464	20/81		13' 0" 6-whl Coach Bogie		S
<u>NORTH LONDON COACHES</u>					
465	33/ 1		4 whl Brake/3rd		S
466	33/ 2		4 whl 4-compartment 1st CI Coach		S
467	33/ 3		4 whl 2nd/3rd CI composite		S

GOG ref.	Edwards No	Wheel art	Description	Date	Dwg size
<u>LONDON MIDLAND AND SCOTTISH RAILWAY GOODS ROLLING STOCK</u>					
468	B1		4 whl large cattle wagon 1923		S
469	B2		4 whl 20 ton goods brake van 1927		S
470	B5		12 ton 5-plank "Standard" Goods Wagon		S
471	B6		4 whl 12 ton 7 plank standard mineral (end door) Wagon		S
472	B7		4 whl 12 ton ventilated van 1925 a 8		S
473	B8		4 whl Fish Van with slatted sides 1925 V B 9		S
474	B9		8 whl 40 ton Bogie well wagon B 11		LF
475	B11		8 whl 80 ton Bogie well wagon B 13		LF
476	B12		4 whl large (21ft) horse box, 1925 B 14		S
477	B13		4 whl 50 ton twin girder wagon B 17		S
478	B14		4 whl 12 ton meat van 1930 SF V B 20		S
479	B17		4 wheel steel flat container wagon V		S
480	B 21		Types of open closed goods containers for use on B/20 (Types A,B,C,D)		S
481	B 22		4 whl 3,000 gallon milk tank wagon (United Dairies) V		S
482	B 23		8 whl 40 ton Bolster wagon (ex War Department 'Parrot') 1916		LF
483	B 24		8 whl 20 ton double bolster wagon		S
484	B 26		4 whl travelling gas container 1928 V		S
485	B 36		4 whl 10 ton Banana Van 1925 FB V		S
486	B 37		4 whl 10 ton Refrigerator Van 1925 FB V		S
487	B 38		4 whl 20 ton all steel bulk grain van 1929		S
488	B 39		4 whl Passenger train cattle van FB V 1928		S
489	B40		8 whl 40 ton side discharge hopper wagon 1929 (Diamond frame bogie drawing on 31/80)		S
490	B 41		60 ton 4 bogie transformer wagon 1930(Diamond frame bogie drawing 31/80)		LF
491	B 42		Wooden insulated container ('F' type)		S
492	B 43	4	4 whl 20 ton steel iron ore hopper wagon 1929		S
493	B 44	4	4 whl wooden flat container wagon		S
494	B 45	4	4 whl 12 ton beer van sliced sided		S
495	B 47	4	4 whl 20 ton steel hopper coke wagon (1930)		S
496	B 48	4	4 whl 12 ton ventilated fan with corrugated ends 1930 SF V		S
497	B 49		4 whl 6 ton fish van with vertical planks 1930 FB V		S
498	B 59		8 whl theatrical scenery van OF 1925		LF
499	B 60		6 whl milk and fruit van of V		S
500	B 62		8 whl 40 ton bogie goods brake van		S
501	B 63		4 whl 25 ton steel honour ballast wagon (Eng Dept) 1932		S
502	B 64		4 whl 16 ton Ballast plough van (Eng Dept)		S
503	B 66		4 whl 20 ton bulk cement hopper 1932		S
504	B 74		4 whl 12 ton ventilated van with corrugated ends 1934 SF V		S
505	B 75		4 whl 12 ton 5 plank goods wagon 1935 V		S
506	B 76		4 whl 12 ton 3 plank drop side wagon 1935 V		S
507	B 77		4 whl 12 ton 5 plank sand wagon 1936		S
508	B 78		4 whl 20 ton long express freight brake van (70,000 series) 1934 V		S
509	B 79		4 whl Open 'H' type brick container (Travelling Hood)		S
510	B 90		Steel 'BX' type container		S
511	B100		4 whl Passenger train insulated van (1937)		S
512	B101		6 whl Insulated milk van 1937		S
513	B102		4 whl 20 ton 'Long Tube' wagon 1936		S
514	B103		4 whl 20 ton 'Long Low' wagon 1936		S
515	B104		4 whl 12 ton drop side wagon 1936		S
516	B105		6 whl Insulated sausage van for passenger trains 1937		S
517	B106		4 whl large cattle wagon 1935 SF V		S
518	B107		4 whl 12 ton single bolster wagon 1936		S
519	B112		4 whl 20 ton steel loco, coal wagon 1937 (Eng Dept)		S
520	B113		4 whl 12 ton shock absorbing wagon 1937		S

GOG ref.	Edwards No	Wheel arrt	Description	Date	Dwg size
521	B114		6 whl carrier wagon for mobile tanks 1938		S
522	B118		4 whl 12 ton 27ft Flat Wagon ('Deal') 1922		S
523	B121		4 whl 20 ton long Goods Brake Van (730,000 series) 1938 V		S

CALEDONIAN RAILWAY WAGONS

524	3/1		4 whl 10 ton mineral wagon		S
525	3/2		8 whl 30 ton steel bogie coal wagon (Bogies to 31/80) 1904		S
526	3/3		4 whl 10 ton goods van FB		S
527	3/4		4 whl 8 ton 3 plank goods wagon		S
528	3/5		8 whl 35 ton Bogie rail wagon		LF
529	3/6		6 whl 20 ton goods brake van		S
530	3/7A		160 ton gun wagon, on 6 six-whl bogies - breech end		LF
531	3/7B		160 ton gun wagon on 6 wheel bogies - muzzle end		S
532	3/11		4 whl 6-ton goods van OF		S
533	3/12		4 whl 7-ton Iron gunpowder van		S
534	3/13		4 whl 8-ton 4 plank Drop side wagon		S
535	3/14		6 whl Horse Box, with central compartment for grooms		S
536	3/16		4 whl 15 ton twin bolster wagon		S
537	3/18		8 whl 30 ton bogie well wagon		LF
538	3/21		4 whl 16 ton tube wagon		S
539	3/22		4 whl 10 ton 13ft 6ins Pig Iron wagon		S
540	3/23		4 whl 16 ton 16ft Pig Iron wagon		S
541	3/24		4 whl 8 ton mineral wagon		S
542	3/25		4 whl 10 ton goods van OF		S
543	3/29		4 whl 10 ton loco, coal wagon, Engr's Dept		S
544	3/30		4 whl 10 ton 4 plank drop side fish wagon		S
545	3/31		4 whl 6 ton 3 plank drop side fish wagon		S
546	3/32		6 whl 20 ton Plate wagon		S
547	3/33		4 whl 5 ton Bipty cask wagon		S
548	3/34		4 whl 12 ton Fiat wagon for portable engines etc		S
549	3/35		4 whl 15 ton Machine well wagon (No: 20)		S
550	3/36		4 whl Ballast plough van Engr's Dept		S
551	3/37		4 whl 12 ton tube and casting wagon		S
552	3/38		4 whl 15 ton goods brake van		S
553	3/56		6 whl open carriage truck		S

FURNESS RAILWAY WAGONS

554	6/1		4 whl 2-plank goods wagon (no door)		S
555	6/3		4 whl Single-pack goods wagon		S
556	6/4		4 whl 15 ton 4 plank goods wagon		S
557	6/5		4 whl 2-plank Drop side wagon		S
558	6/8		10 ton open wagon		S
559	6/9		12 ton ore hopper wagon		S

GLASGOW & SOUTH WESTERN RAILWAY WAGONS

560	7/1		4 whl 10 ton 5-plank Mineral Wagon		S
561	7/2		4 whl 10 ton 3-plank Drop side Wagon		S
562	7/3		4 whl 7 ton Iron gunpowder van		S
563	7/4		4 whl 2-plank pig-iron wagon		S
564	7/5		4 whl 10 ton goods brake van (1921)		S
565	7/6		4 whl 10 ton goods van FB		S
566	7/7		4 whl 3-plank bar iron wagon		S
567	7/8		4 whl Design for 20 ton steel hopper wagon		S
568	7/9		4 whl 10 ton cattle wagon		S
569	7/10		4 whl Twin bolster wagon		S
570	7/11		8 whl Plate Wagon		S
571	7/12		8 whl Bolster trolley wagon (1908)		S

GOG ref.	Edwards No	Wheel art	Description	Date	Dwg size
<u>HIGHLAND RAILWAY WAGONS</u>					
572	13/1		4 whl 15ft Sins 4-plank goods wagon (flap doors)		S
573	13/2		4 whl Cattle wagon		S
574	13/3		4 whl Single Bolster Wagon		S
575	13/4		4 whl 16 ton loco, coal wagon (Eng Dept)		S
576	13/5		6 whl 15 ton goods brake van with roof lookout		S
577	13/6		4 whl double-decked sheep van		S
578	13/7		4 whl 8 ton 4-plank coal wagon		S
579	13/9		4 whl 10 ton goods van FB (Vertical planks)		S
580	13/10		4 whl 4 ton 4-plank drop side fish wagon V		S
581	13/11		4 whl 8 ton 4-plank goods wagon with side opening doors		S
582	13/12		4 whl 10 ton 6-plank mineral wagon		S
583	13/13		4 whl 12 ton 7-plank mineral wagon		S
584	13/14		4 whl 3 ton 5-plank fish wagon V		S
585	13/15		4 whl 8 ton 5-plank open wagon		S
586	13/17		4 whl 2-plank drop side ballast wagon with dumb buffers (1870) (Eng)		S
587	13/32		4 whl 8/10 ton 2-plank twin bolster wagon		S
588	13/33		4 whl 8 ton 2-plank twin bolster wagon		S
589	13/34		4 whl 7 ton twin bolster wagon		S
590	13/35		4 whl 13 ton goods brake van (panelled) 1900		S
591	13/36		6 whl 39 ton Breakdown van		S
<u>LANCASHIRE AND YORKSHIRE RAILWAY WAGONS</u>					
592	15/1		4 whl 10 ton goods van FB		S
593	15/2		4 whl 20 ton goods brake van		S
594	15/3		4 whl 12 ton 5-plank goods wagon 1921		S
595	15/4		4 whl 20 ton 5-plank end door wagon		S
596	15/5		4 whl 10 ton 21ft 6ins goods van OF		S
597	15/6		4 whl 10 ton 20ft single-plank wagon		S
598	15/10		8 whl 30 ton Bogie high sided wagon 1901		S
599	15/11		8 whl 30 ton Bogie goods van 1901		S
600	15/12		Iron gunpowder van		S
601	15/13		4 whl 20 ton steel hopper wagon		S
602	15/14		4 whl 20 ton 21ft 6 -plank goods wagon		LF
603	15/16		4 whl 10 ton 16ft single-plank wagon 1901		S
604	15/17		4 whl Fish van 1911 OF		S
605	15/18		8 whl 25 ton bogie well wagon		LF
606	15/20		4 whl twin bolster wagons		S
607	15/21		4 whl single bolster wagon		S
608	15/22		4 whl 10 ton 3-plank drop side wagon		S
609	15/23		4 whl Large cattle wagon, 1894 V		S
<u>LONDON AND NORTH WESTERN RAILWAY WAGONS</u>					
610	16/1		4 whl 6 ton goods van OF		S
611	16/2		4 whl 10 ton goods van FB		S
612	16/3		4 whl Large Cattle Wagon		S
613	16/4		6 whl 20 ton goods brake van OF 1904		S
614	16/5		4 whl 10 ton goods brake van OF		S
615	16/6		4 whl 6 ton Refrigerator Meat Van		S
616	16/7		4 whl 10 ton Twin Timber Wagon		S
617	16/8		4 whl 6 ton 2-plank wagon		S
618	16/9		4 whl 10 ton 4-plank wagon 1910		S
619	16/10		4 whl 7 ton open goods wagon		S
620	16/11		4 whl 10 ton single plank wagon		S
621	16/12		4 whl Fruit and milk traffic van (Pass train vehicle)		S
622	16/16		8 whl 30 ton Bogie bolster wagon		LF
623	16/20		4 whl 10 ton loco coal wagon (Eng Dept)		S

GOG ref.	Edwards No	Wheel art	Description	Date	Dwg size
<u>LONDON AND NORTH WESTERN RAILWAY WAGONS (Continued)</u>					
624	16/21		4 whl Iron gunpowder van		S
625	16/22		8 whl open theatrical scenery truck (Bogies to 16/80)		LF
626	16/23		4 whl carriage truck		S
627	16/24		4 whl 20 ton steel loco, coal wagon 1900 Eng Dept		S
628	16/33		4 whl Luggage Containers		S
629	16/34		4 whl van for motor car van 1906		S
630	16/35		4 whl Runner Wagon (shunting wagon)		S
631	16/41		4 whl 2-plank drop side wagon		S
632	16/42		4 whl 2-plank drop side wagon (Eng Dept)		S
633	16/43		4 whl 21ft Horse Box		S
634	16/44		4 whl Passenger train cattle van		S
635	16/45		4 whl 20 ton goods brake van ('Palace' type) 1916		S
636	16/94		4 whl Traction Engine Wagon type ³⁸		S
<u>MIDLAND RAILWAY WAGONS</u>					
637	20/1		8 ton double bolster wagon		S
638	20/2		8 ton 5-plank goods wagon 1890		S
639	20/3		8 ton goods van OF		S
640	20/4		8 ton 10-plank coke wagon OF		S
641	20/5		8 ton 7-plank wagon		S
642	20/6		30 ton bogie bolster wagon		LF
643	20/9		8 ton 3-plank drop side wagon (1890)		S
644	20/10		10 ton single bolster wagon		S
645	20/11		30 ton steel bogie coal wagon 1902		S
646	20/12		10 tons traction wagon		S
647	20/13		10 ton Machinery wagon (formerly London Tilbury and Southend R'ly.		S
648	20/14		12 ton 7-plank loco, coal wagon		S
649	20/25		3-plank drop side wagon (Engineer's Dept) (ballast)		S
650	20/26		10 ton goods van SF		S
651	20/28		15 ton steel high-sided wagon (1904)		S
652	20/29		10 ton goods brake van (1897)		S
653	20/30		large cattle wagon (1909)		S
654	20/31		10 ton ventilated van (Louvre vents) (ca 1910)		S
655	20/33		10 ton 5-plank goods wagon (1920)		S
656	20/35		25ft stores dept single-plank wagon		S
<u>NORTH STAFFORDSHIRE RAILWAY WAGONS</u>					
657	24/1		4 whl 8 ton Goods Van OF		S
658	24/3		4 whl 8 ton 2-plank Wagon		S

GOG ref.	Edwards No	Wheel arrt	Description	Date	Dwg size
<u>LONDON AND NORTH EASTERN RAILWAY LOCOMOTIVES</u>					
659	LC 1	2-6-0	3 cyl Mixed Traffic Locomotive (1924)		S
660	LC 2	2-8-2	Heavy Goods Locomotive (1925)		S
661	LC 3	2-8-0	0-8-2 Garrett Locomotive		S
662	LC 4		6 Wheel 4,700 gallon Tender		S
663	LC 5		6 Wheel 4,200 gallon Tender		S
664	LC 6	0-6-0	"J39" Class Superheated Goods Locomotive (1926)		S
665	LC 7		6 Wheel 3,500 gallon Tender		S
666	LC 8	4-4-0	"Shire" Class 3 cyl Passenger Locomotive		S
667	LC 9		8 Wheel 5,000 gallon Tender (Corridor)		S
668	LC 10	4-6-0	"B17" "Sandringham" class 3 cyl Passenger Locomotive		LF
669	LC 11		6 wheel 3,700 gallon Tender		S
670	LC 12	2-6-2T	"VI" class 3 cyl Tank Locomotive No 2900 (1930)		S
671	LC 13	2-6-0	"K3" class 3 cyl Mixed Traffic Locomotive		S
672	LC 14	4-6-2	"A3" class Express Passenger Locomotive		LF
673	LC 15	2-8-2	3 cyl Express Passenger Locomotive No 2001 (1934)		LF
674	LC 16	4-6-2	"A4" class Express Passenger Locomotive "Silver Link"		LF
675	LC 17		8 Wheel 5,000 gallon Tender (1935) (Corridor)		S
676	LC 18	2-8-0	3 cyl Mineral Engine		LF
677	LC 19	2-6-2	"V2" class 3 cyl Mixed Traffic Locomotive		LF
<u>GREAT CENTRAL LOCOMOTIVES</u>					
678	L8/1	4-6-2T	Passenger Tank Locomotive		S
679	L8/2	4-4-0	Director' Class Passenger Locomotive (1920)		S
680	L8/3		6 Wheel 4,000 gallon Tender		S
681	L8/4	2-8-0	Goods Locomotive		S
682	L8/5	4-6-0	4 cyl Passenger Locomotive 'Valour'		S
683	L8/6	4-4-2	3 cyl Compound Express Locomotive		S
<u>GREAT EASTERN LOCCMOTIVES</u>					
684	L 9/2	4-4-0	Express Locomotive 'Claud Hamilton'		S
685	L 9/3		6 wheel Tender		S
686	L 9/4	4-4-0	"T19" Class Passenger Locomotive (original 2-4-0 shown dotted)		S
687	L 9/5		6 wheel Tender		S
688	L 9/6	0-6-2	Tank Locomotive No 1003 (1921)		S
689	L 9/7	2-4-2T	Passenger Tank Locomotive No 1300		S
690	L 9/8	0-4-4T	Side Tank Locomotive		S
691	L 9/9	4-6-0	Express Locomotive No 1500		S
692	L 9/10		6 wheel Tender		S
<u>GREAT NORTHERN LOCOMOTIVES</u>					
693	L 10/1	4-6-2	Express Locomotive No 1470		S
694	L 10/2		8 wheel 5,00 gallon Tender for 1470		S
695	L 10/4	0-6-2T	Suburban Passenger Tank Locomotive No 1727		S
696	L 10/8	4-2-2	8ft Single' Express Locomotive No 1		S
697	L 10/9		6 wheel 2,700 gallon Tender		S
698	L 10/10	0-8-2T	Goods Locomotive No 116		S
699	L 10/11	4-2-2	Express Locomotive No 268, 7'8" Single		S
700	L 10/12		3,670 gallon Tender		S
701	L 10/13	4-4-2	Express Locomotive No 990 •		S

GOG ref.	Edwards No	Wheel arrt	Description	Date	Dwg size
<u>NORTH BRITISH LOCOMOTIVES</u>					
702	L 22/1	4-4-0	'Glen' Class Express Locomotive		S
703	L 22/2		6 Wheel Tender		S
704	L 22/3	4-4-2T	No 1 Class Locomotive		S
<u>NORTH EASTERN LOCOMOTIVES</u>					
705	L 23/3	4-6-4T	Electric Passenger Locomotive No 13 (1922)		S
706	L 23/4				
707	L 23/5		6 wheel Snow Plough		S
708	L 23/6	4-6-2T	Mixed Traffic Locomotive		S
709	L 23/7	0-6-0T	Shunting Locomotive No 15		S
710	L 23/X	4-4-2	No 727		S
<u>LONDON AND NORTH EASTERN RAILWAY COACHES</u>					
711	C 3		12 wheel Pullman brake/3rd		S
712	C 7A		Articulated Bogie Dining Car set 1st/3rd CI Saloon		S
713	C 7B		Articulated Bogie Dining Car set Kitchen Car		S
714	C 9		12 wheel 3rd CI Pullman Car		S
715	C 10		12 wheel 1st CI Pullman Car		S
716	C 13		Clayton steam rail car No 41 (1927)		S
717	C 16		8 wheel covered carriage truck		S
718	C 17		8 wheel 60ft 3rd CI open coach (1928) C.B.E (C 80) Flush sided stock		S
719	C 18		8 wheel 60ft Passenger brake van (1928) C.B.E (C 80) Flush sided stock		S
720	C 20		Sentinel Cammell steam rail car No 26 'Tally Ho'		S
721	C 24		8 wheel travelling post office van (1929) C (C 80)		S
722	C 29		4 wheel trailer for Clayton steam railcar		S
723	C 33		8 wheel 1st/3rd compo C.B.E (C 80) (1928)		S
724	C 34		8 wheel 1st CI coach C.B.E (C 80) (1929)		S
725	C 35		8 wheel Restaurant and kitchen car C.B.E (C80) (1929)		S
726	C 36		8 wheel 3rd CI Dining Car C.B.E (C 80) (1929)		S
727	C 37		8 wheel 3rd CI Compartment Coach C.B.E (C 80)(1929)		S
728	C 38		Brake/3rd C.B.E (C 80) (1929)		S
729	C 39		8 whl Vestibule 1st CI Coach C.B.E (C 80) (1929)		S
730	C 50		8 whl Brake/1st-3rd Composite C.B.E (C 80) (1931)		S
731	C 55		8 whl Brake/3rd C.B.E (C 80) 'Cream and Green' tourist train set	1933	S
732	C 56		Articulated 3rd C.B.E (C 80) 'Cream and Given' tourist train set	1933	S
733	C 57		Buffet Car C.B.E (C 80) 'Cream and Green' tourist train set	1933	S
734	C 60A		Articulated Corridor 3rd (1935)		S
735	C 60B		Articulated Corridor Van 3rd (1935)		S
736	C 61		60ft 1st/3rd Compo C (C 80) 1935 flush sided stock		S
737	C 62		Articulated open 3rd Brake 'Coronation' Train (1937)		S
738	C 63		Articulated open 1st 'Coronation' Train (1937)		S
739	C 64A		Articulated open 3rd 'Coronation' Train (1937)		S
740	C 64B		Articulated open 3rd/Kitchen 'Coronation' Train (1937) This coach is the complement to C 62 or C 64A		S
741	C 65A		Articulated open 3rd van 'Coronation' Train (1937)		S
742	C 66		Beaver Tail' observation saloon Coronation Train 1937 (C 80)		S
743	C 73		8 whl 61ft 6ins 4-compartment brake/3rd 1931 BE C (C 80)		S
744	C 95		8 whl 61ft 6ins Vestibule saloon 1st 1938 BE C (C 80)		S
745	C 102		8 whl 61ft 6ins Compartment 3rd C BE 1945 with oval end		S
746	C 80		8' 6" Standard Coach Bogie 8' 0" also		S
747	C 81		7' 0" Van Bogie		S
748	C 82		8' 0" Coach Bogie (1945)		S

GOG ref.	Edwards No	Wheel art	Description	Date	Dwg size
<u>GREAT CENTRAL COACHES</u>					
749	8/6		8 whl 60ft compartment brake/3rd (8/80)		S
750	8/7		8 whl 60ft compartment 1st/3rd compo (8/80)		S
751	8/80		10'6" Coach Bogie		S
<u>GREAT EASTERN COACHES</u>					
752	9/7		8 whl 50 ft 1st/3rd compo brake C		S
753	9/8		8 whl 50 ft Brake/3rd C		S
754	9/10		8 whl 50 ft Dining Saloon/Kitchen Car C		S
755	9/13		12 whl 1st CI Pullman Car C		S
756	9/14		12 whl 3rd CI Do. C		S
757	9/19		6 whl 1st/2nd Compartment compo 1897		S
758	9/23		6 whl Passenger Brake Van 1904		S
<u>GREAT NORTHERN COACHES</u>					
759	10/9A		Articulated Tea Car Compartment Car		S
760	10/9B		Articulated Tea Car Pantry Car		S
761	10/10		Articulated twin 3rd and brake/3rd set on 3 bogies		S
762	10/16		8 whl brake/3rd C (10/80)		S
763	10/17		8 whl Brake/1st C (10/80)		S
764	10/18		12 whl 1st CI Dining Kitchen Car C (10/81)		S
765	10/19		6 whl passenger brake van 1888		S
766	10/23		6 whl 3rd CI coach 1888		S
767	10/27		12 whl 3rd CI Dining/Pantry Car C (10/81)		S
768	10/28		8 whl 3rd CI coach C (10/80)		S
769	10/29		8 whl 1st CI coach C (10/80)		S
770	10/30		12 whl corridor vestibule saloon (H M Queen Mary's Saloon)		S
771	10/38		6 whl 1st/3rd composite 1888 10/39		S
772	10/39		6 whl Lavatory 1st 1888		S
773	10/80		8' 0" Coach Bogie		S
774	10/81		12' 0" 6-wheel Coach Bogie		S
775	10/82		8' 6" Coach Bogie		S
<u>NORTH BRITISH COACHES</u>					
776	22/8A		12 wheel 1st and 3rd Class Dining Car with Central Kitchen (1921)		S
777	22/8B		12 wheel 3rd Class Dining Carriage - All Steel		S
778	22/10		12 wheel All Steel Carriage 4 compt & 2 saloons		S
779	22/11		12 wheel semi open 1st Class Coach (1921)		S
780	22/12X		8 wheel 49ft 8 compt 3rd Class Coach		S
<u>NORTH EASTERN COACHES</u>					
781	23/23		8 whl 49ft family saloon 1918		S
782	23/27		12 whl 67ft 1st/3rd Dining Saloon C Ca 1912		S
783	23/28		8 whl 52 ft Newspaper Van 1912		S
784	23/29		8 whl 52ft 1st/3rd compo 1912		S
785	23/30		8 whl 49ft 3rd CI coach 1912		S
786	23/40		6 whl Passenger Brake Van 1914		S
787	23/49		8 whl Passenger Brake Van 1909 C BE (23/81)		S
788	23/50		8 whl Vestibule compartment type 3rd coach C BE (1908) (23/81)		S
789	23/51		8 whl Vestibule 3rd Saloon C BE (1908)(23/81)		S
790	23/52		8 whl Vestibule compartment type brake/1st C BE (1908) (23/81)		S
791	23/53		8 whl Vestibule 1st saloon C BE (1908)(23/81)		S
792	23/54		12 whl 65ft 3rd CI Dining/Kitchen Car (1909) cr (23/81)		S

GOG ref.	Edwards No	Wheel art	Description	Date	Dwg size
----------	------------	-----------	-------------	------	----------

NORTH EASTERN COACHES

793	23/61		8 whl 52ft 8-compartment 3rd coach (1899) CR (23/81)		S
794	23/62		8 whl 52ft Independent semi-corridor 1st/3rd compo CR 1898 (23/81)		S
795	23/63		8 whl 52ft Independent corridor brake/compo 1898 CR (23/81)		S
796	23/81		8' 0" Standard Coach Bogie		S
797	23/82		12' 0" Standard 6 wheel carriage bogie		S

EAST COAST JOINT STOCK

798	35/ 1		12 whl 1st/3rd compo C CR (GNR 10/81)		S
799	35/ 2A		Articulated Sleeping Carriage		S
800	35/ 2B		Articulated Sleeping Carriage		S
801	35/ 3		12 whl Dining Car C CR (GNR 10/81)		S
802	35/ 4		12 whl sleeping car C CR (GNR 10/81)		S
803	35/5		8 whl Luggage Van C		S

LONDON AND NORTH EASTERN RAILWAY WAGONS

804	C 1		4 whl 12 ton 6 plank wagon		S
805	C 2		4 whl 12 ton 7 plank end door mineral wagon		S
806	C 4		4 whl 12 ton goods van 1925 FB		S
807	C 5		4 whl 10 ton Fish Van 1926 OF V		S
808	C 6		6 whl 15 ton goods brake van 1925		S
809	C 8		4 whl 10 ton Banana Van 1924 SF		S
810	C 11		4 whl Ballast plough and brake van, 1926 Eng Dept		S
811	C 12		4 whl 25 ton steel ballast hopper wagon 1928 Eng Dept		S
812	C 14		4 whl large cattle wagon 1927 V		S
813	C 19		4 whl 12 ton goods fruit van 1928 V		S
814	C 21		4 whl 20 ton tube wagon		S
815	C 22		4 whl 3,000 gallon milk tank wagon ('United Dairies')		S
816	C 23		4 whl 7 ton gunpowder van		S
817	C 25		4 whl 10 ton Banana Van 1929 FB V		S
818	C 26		4 whl 8 ton ventilated refrigerator .van 1923 FB V		S
819	C 27		4 whl 20 ton loco, coal wagon 1928 (Eng Dept)		S
820	C 28		110 ton well wagon 'Weltrol L' 1929(4 6-wheel bogies)		S
821	C 30		4 whl 20 ton goods brake van		S
822	C 31		Types of wooden goods containers ('A' 'B' 'C' 'D')		S
823	C 32		4 whl 23ft Fish Van OF V		S
824	C 40		4 whl 20 ton bulk grain van		S
825	C 41		4 whl 70 ton transformer wagon on 4 bogies (1930)Bogies to dwg No 31/80)		S
826	C 42		Wooden insulated container 'R' type 1929		S
827	C 43		4 whl insulated container flat wagon 1929		S
828	C 44		8 whl 20 ton well wagon 'Flatrol D D1 1930 (Bogies to drawing 31/80)		S
829	C 45		8 whl 50 ton sulphate of ammonia wagon 1930 (Bogies to drawing 31/80)		S
830	C 46		4 whl 20 ton express goods brake van (Short body, long underframe) 1930 V		S
831	C 47		8 whl 40 ton bogie plate wagon 'Boplate1 (Bogies to drawing No 31/80)		S
832	C 48		4 whl 20 ton wooden hopper coal wagon		S
833	C 49		8 whl 50 ton bogie brick wagon (Bogies to drawing No 31/80)		S
834	C 51		8 whl 35 ton machinery wagon ('Rectank')		S
835	C 52		Vacuum brake arrangement chart for goods stock		S
836	C 53		4 whl all steel flat wagon for containers 1932 V		S
837	C 58		4 whl Powdered fuel wagon		S
838	C 59		4 whl 12 ton single bolster wagon 1936		S
839	C 67		4 whl 12 ton wooden hopper coal wagon 1934		S
840	C 68		4 whl 12ton drop side pipe wagon 'Longfit') 1936		S
841	C 69		4 whl 12ton low drop side wagon ('Lowfit') 1936		S
842	C 70		4 whl 12ton 6 plank open wagon 1938 V		S

GOG ref.	Edwards No	Wheel arrt	Description	Date	Dwg size
<u>CHESHIRE LINES COMMITTEE WAGONS</u>					
843	5/1	4 whl	10 ton goods van OF		
844	5/2	4 whl	10 ton 6-plank goods wagon		
845	5/3	4 whl	10 ton 3-plank Drop side wagon		
846	5/4	4 whl	12 ton 6-plank goods wagon 1923		
<u>GREAT CENTRAL RAILWAY WAGONS</u>					
847	8/1	4	10 ton goods van		S
848	8/2	4	10 ton 5-plank goods wagon		S
849	8/3	8	40 ton steel loco, coal wagon, Engr's Dept		LF
850	8/4	4	10 ton 3-plank Drop side wagon		S
851	8/5	4	10 ton 6-plank coal wagon		S
852	8/9	4	10 ton 6-plank goods wagon (1921)		S
853	8/10	8	55ft 6ins Bogie well wagon		LF
854	8/11	8	50 ton Armour plate wagon (1912)		S
855	8/12	4	10 ton single-plank wagon		S
856	8/13	4	10 ton twin timber wagon		S
857	8/14	4	10 ton double bolster wagon		S
858	8/15	4	15 ton 27ft Fish van FB V		S
859	8/17	4	12 ton 19ft 6-plank wagon (1923)		S
860	8/18	4	Open sided fish van		S
861	8/21	4	10 ton wooden implement wagon		S
862	8/22	8	21 ton armour-plate wagon		S
863	8/23	6	15 ton goods brake van		S
864	8/24	4	10 ton refrigerator van SF		S
865	8/25	8	15 ton Bogie fish van (1902) OF		LF
<u>GREAT EASTERN RAILWAY WAGONS</u>					
866	9/1		4 whl 10 ton 5-plank goods wagon (1901)		S
867	9/2		4 whl 10 ton Goods van		S
868	9/3		4 whl 10 ton 16ft ventilated van (1902)		S
869	9/4		6 whl carriage van		S
870	9/5		4 whl 20 ton goods brake van (1920)		S
871	9/6		4 whl 10 ton 19ft ventilated van (1919)		S
872	9/11		4 whl 20 ton steel loco, coal wagon (1902) Engr's Dept		S
873	9/12		4 whl 10 ton 15ft 7-plank goods wagon		S
874	9/15		4 whl Iron Gunpowder van		S
875	9/16		4 whl 3-plank drop side wagon		S
876	9/17		4 whl large cattle wagon		S
877	9/20		4 whl 14 ton machinery wagon		S
878	9/21		4 whl open fish wagon (1910)		S
879	9/22		4 whl single bolster wagon		S
880	9/24		4 whl 22ft goods wagon (1913)		S
881	9/25		4 whl 25ft goods wagon (1890)		S
882	9/26		4 whl 10 ton 19ft Perishables van (1910) SF V		S
883	9/27		4 whl 10 ton 17ft 7-plank goods wagon with sheet 1910		S
<u>GREAT NORTHERN RAILWAY WAGONS</u>					
884	10/1		4 whl 8 ton Goods Van CF		S
885	10/2		4 whl 10 ton 20ft Drop side Wagon		S
886	10/3		4 whl 9 ton Goods Wagon		S
887	10/4		4 whl 10 ton 6-plank Goods Wagon ca 1910		S
888	10/5		5 ton Louvre sided Fish Van OF		S
889	10/6		4 whl 6 on slatted Fish Van FB		S
890	10/7		4 whl 8 ton Goods Van FB		S

GOG ref.	Edwards No	Wheel art	Description	Date	Dwg size
<u>GREAT NORTHERN RAILWAY WAGONS (Continued)</u>					
891	10/8		4 whl 9 ton 5-plank Coal.Wagon		S
892	10/11		4 whl 15 ton 6-plank Brick Wagon ca 1914		S
893	10/12		8 whl 50 ton Bogie Brick Wagon 1920		LF
894	10/14		4 whl 20 ton Goods Brake Van		S
895	10/15		4 whl 9 ton Flat Wagon		S
896	10/20		8 whl 30 ton Bogie Goods Van 1907 FB		S
897	10/21		4 whl double bolster Wagon		S
898	10/22		4 whl twin Timber Wagon		S
899	10/24		4 whl iron Gunpowder Van		S
900	10/25		8 whl 35 ton Bogie Goods Wagon 1905		S
901	10/26		8 whl 45 ton Bogie Hopper Coal Wagon		LF
902	10/31		4 whl large Cattle Wagon		S
903	10/32		4 whl Horse Box		S
904	10/33		8 whl 30 ton Bogie Bolster Wagon		S
905	10/35		4 whl 9 ton economiser Wagon		S
906	10/40 X		4 whl Medium Cattle Wagon (1900)		S
<u>GREAT NORTH OF SCOTLAND RAILWAY WAGONS</u>					
907	11/1		4 whl 8 ton 3-plank goods wagon		S
908	11/4		4 whl 10 ton goods van OF		S
909	11/5		4 whl Cattle wagon		S
910	11/6		4 whl 16 ton loco, coal wagon (Engr's Dept)		S
911	11/7		4 whl goods carriage truck		S
912	11/8		4 whl 10 ton goods brake van		S
<u>HULL AND BARNESLEY RAILWAY WAGONS</u>					
913	14/1		4 whl Cattle Wagon		S
914	14/3		4 whl 5-plank goods wagon		S
<u>NORTH BRITISH RAILWAY WAGONS</u>					
915	22/1		4 whl 10 ton Mineral Wagon		S
916	22/2		4 whl 10 ton goods van		S
917	22/3		4 whl 10 ton (War Department) Goods Van		S
918	22/4		4 whl 4-plank drop side wagon		S
919	22/5		4 whl 3-plank goods wagon		S
920	22/6		4 whl 16 ton Mineral Wagon (1921)		S
921	22/7		4 whl 10 ton goods van (Vertical Planks)		S
922	22/9		4 whl Iron Gunpowder Van		S
923	22/13		6 whl Fish Van V (Passenger Train Vehicle)		S
924	22/15		4 whl 3-plank fish wagon V		S
925	22/16		4 whl 10 ton tube wagon		S
926	22/17		4 whl 10 ton 2-plank doorless wagon		S
927	22/18		4 whl 10 ton single bolster wagon		S
928	22/19		4 whl 20 ton goods brake van		S
929	22/20		4 whl cattle wagon		S
930	22/21		4 whl 20 ton flat wagon		S
931	22/23		4 whl 10 ton loco, coal wagon (Eng Dept)		S
932	22/24		4 whl long empty cask wagon OF		S
933	22/25		6 whl Timber built plate wagon		S
934	22/27		4 whl Shunter's Truck (Dead Buffers)		S
935	22/28		4 whl 10 ton Ingot Wagon		S
936	22/29		8 whl 30 ton Bogie Bolster Wagon		S
937	22/30		8 whl 30 ton Bogie rail wagon		S
938	22/31		4 whl Refrigerator Van		S
939	22/32		4 whl 10 ton double bolster wagon		S
940	22/33		4 whl Large Horse Box		S
941	22/34		6 whl 15 ton goods vain		S
942	22/35		4 whl carriage and furniture vane		S

GOG ref.	Edwards No	Wheel art	Description	Date	Dwg size
<u>NORTH BRITISH RAILWAY WAGONS (Continued)</u>					
943	22/36		4 whl Single-plank Wagon		S
944	22/37		4 whl 8 ton loco, coal wagon		S
945	22/38		4 whl 6 ton steel sided carriage truck		S
946	22/39		6 whl 20 ton goods brake van		S
947	22/40		4 whl 3-plank drop end carriage truck		S
948	22/41		4 whl 15 ton wooden pulley wagon		S
949	22/42		4 whl 15 ton Implement Wagon		S
950	22/43		4 whl 5 ton drop side fish wagon for passenger trains V		S
951	22/44		4 whl Yeast Van		S
952	22/45		4 whl 20 ton well wagon ('Rulley C')		S
953	22/46		4 whl 10 ton goods brake van		S
954	22/47		6 whl 20 ton plate wagon (Steel fixed sides and ends)		S
955	22/48		4 whl twin bolster wagon		S
956	22/49		4 whl single bolster wagon without sides		S
957	22/50		4 whl 10 ton empty cask wagon (Short Type) OF		S
958	22/51		4 whl 10 ton single-plank pig-iron wagon		S
959	22/52		4 whl 10 ton single-plank bar-iron wagon		S
960	22/53		4 whl 10 ton flat wagon		S
961	22/54		4 whl 16/18 ton loco, coal wagon		S
962	22/55		6 whl 20 ton flat wagon		S
963	22/56		4 whl 8 ton mineral wagon		S
964	22/57		4 whl Corpse Van		S
965	22/58		8 whl 30 ton Bogie Flat Wagon		S
966	22/59		8 whl 35 ton Bogie Bolster Wagon		S

NORTH EASTERN RAILWAY WAGONS

967	22/1		4 whl 10 ton Refrigerator Van		S
968	22/2		4 whl 12 ton goods van 1913 FB		S
969	22/3		4 whl 12 ton 6-plank goods wagon		S
970	22/4		4 whl 12 ton sleeper wagon		S
971	22/5		4 whl 12 ton (Open) slat wagon		S
972	22/6		4 whl 10 ton single bolster wagon		S
973	22/7		4 whl 10 ton double bolster wagon		S
974	22/8		4 whl 8 ton 2-plank drop side wagon		S
975	22/9		4 whl 12 ton plate wagon		S
976	22/10		8 whl 25 ton bogie plate wagon		S
977	22/11		4 whl 10 ton perishable goods van		S
978	22/12		4 whl 10 ton goods brake van		S
979	23/13		4 whl 25 ton 21ft Ballast hopper wagon Eng Dept		S
980	23/14		4 whl 12 ton hopper type coal wagon (1860)		S
981	23/15		4 whl 10 ton hopper coal wagon		S
982	23/16		4 whl 10 ton Cumberland coke wagon		S
983	23/17		4 whl 15 ton Road Van 1903 FB		S
984	23/18		8 whl 25 ton Bogie Goods Van		S
985	23/19		8 whl 40 ton steel quintuple bolster wagon		LF
986	23/20		8 whl 35 ton bogie traction-engine wagon		S
987	23/21		4 whl 20 ton Implement well Wagon		S
988	23/22		8 whl 54 ton Bogie well wagon		LF
989	23/31		4 whl 20 ton Wooden hopper coal wagon 1903		S
990	23/34		12 whl 70 ton bogie well wagon (Bogies to 23/80)		LF
991	23/37		4 whl 20 ton well wagon 1912		S
992	23/38		4 whl 11 ton Ballast plough van		S
993	23/39		4 whl P W Department Ballast Train Carriage		S
994	23/41		4 whl 20 ton loco, coal wagon		S
995	23/42		4 whl 20 ton Ironstone wagon		S
996	23/43		8 whl 40 ton Bogie hopper wagon 1900		S
997	23/44		8 whl 40 ton Bogie coal wagon 1902		LF
998	23/45		4 whl medium cattle wagon		S
999	23/48		4 whl Horse Box		S
1000	25/80		12' 0" 70 ton Well Wagon Bogie		S

GOG ref.	Edwards No	Wheel art	Description	Date	Dwg size
<u>SOUTHERN LOCOMOTIVES</u>					
1001	LD 1	4-6-0	Mixed Traffic Locomotive		S
1002	LD 2		5,000 gallon Bogie Tender		S
1003	LD 3	4-6-0	Express Passenger Locomotive 'King Arthur'		S
1004	LD 4		4,300 gallon Bogie Tender		S
1005	LD 5	2-6-0	Class 'N' Goods Locomotive No 810A		S
1006	LD 6	4-4-0	Express Passenger Locomotive No 759A		S
1007	LD 7		3,500 gallon 6 Wheel Tender		S
1008	LD 8	2-6-4T	Passenger Tank Locomotive		S
1009	LD 9	4-6-0	cyl Express Passenger Locomotive 'Lord Nelson'		S
1010	LD 10		5,000 gallon Bogie Tender (1926)		S
1011	LD 11	4-4-0	Express Passenger Locomotive No 463E		S
1012	LD 13	0-8-OT	Class 'Z' Shunting Tank Locomotive		S
1013	LD 14	4-4-0	Schools' class 'V Express Passenger Locomotive (1930)		S
1014	LD 15		4,000 gallon 6 Wheel Tender (1930)		S
1015	LD 16	2-6-0	2-6-0 Class 'U1' Locomotive		S
1016	LD 17		4,000 gallon 6 Wheel Tender (1931)		S
1017	LD 18	2-6-4T	2-6-4T Class 'W' Large Tank Locomotive		S
1018	LD 19	4-6-0	Passenger Locomotive 'Remembrance' Class (as built from L B S C 4-6-4T)		S
1019	LD 22	0-6-0	Class 'Q' Goods Locomotive (1938)		S
1020	LD 23		6 Wheel 3,500 gallon Tender		S
<u>LONDON AND SOUTH WESTERN LOCOMOTIVES</u>					
1021	L 17/1	0-4-4T	Passenger Locomotive, as rebuilt in 1922		S
1022	L 17/3	4-6-2T	Goods Locomotive		S
1023	L 17/6	0-6-0	Goods Locomotive No 316		S
1024	L 17/7	6 Wheel	3,500 gallon Tender		S
1025	L 18/2	2-6-0	Express Goods Locomotive No 337		S
1026	L 18/3		6 Wheel 3,940 gallon Tender		S
1027	L 18/5	0-6-0	'C1 Class Goods Locomotive (rebuilt 1909)		S
1028	L 18/6		6 Wheel 2,420 gallon Tender		S
1029	L 18/7	0-4-2T	'D' Class Locomotive		S
1030	L 18/8	0-4-4T	Passenger Locomotive (Nos 363/398)		S
1031	L 18/9	0-6-0T	A' Class Locomotive (1872)		S
<u>SOUTHERN COACHES</u>					
1032	D 1		8 whl Dining car with end kitchen C		S
1033	D 2		8 whl 1st/3rd Composite C Do. Do.		S
1034	D 3		8 whl 3rd Cl Coach C Do. Do.		S
1035	D 4		6 whl Brake 3rd		S
1036	D 6		8 whl Electric Motor coach Western Sec. with note of alternative dimensions for Eastern Section (1925) (Motor Bogie D 82): Carriage Bogie D 80		S
1037	D 7		8 whl 1st/3rd Compo trailer Do. (Carriage bogie D80)		S
1038	D 8		8 Whl Central. Section Electric motor coach with central guards compartment for use with overhead current supply. Sutton and Coulsden Section (D80)		S
1039	D 10		8 whl 1st/3rd composite driving trailer (Sutton and Coulsden section) (D 80)		S
1040	D 12A		Twin Dining Car 1st Cl Saloon and Kitchen (D 80)		S
1041	D 12B		Twin Dining Car 3rd Cl Saloon and Kitchen (D 80)		S
1042	D 18		Bogie Passenger luggage van C SF (1930) (17 83)	(1925 stock)	S
1043	D 22		Bogie Vestibule 3rd Cl Saloon C BE (1930) (D 80)		S
1044	D 23		Bogie Dining Car with end Kitchen C BE (1930) (D80)		S
1045	D 24		Bogie 3rd Cl Coach Do. Do. Do.		S

GOG ref.	Edwards No	Wheel art	Description	Date	Dwg size
<u>SOUTHERN COACHES (Continued)</u>					
1046	D 25		Bogie 1st/3rd Composite with end Kitchen C BE (1930) (D80)		
1047	D 26		Bogie Brake/3rd Do. Do. Do.		
1048	D 35		Bogie Saloon C BE (1931) (D 80)		
1049	D 37		Bogie Motor Brake/3rd for main line semi fast electric		
1050	D 38		Bogie 1st/3rd lavatory composite C (To match D37)(D 80)		
1051	D 39		Bogie 1st/3rd Composite (To match D37)Do. Do.		
1052	D 45		Bogie/Brake/Composite C BE (1931) Do. Do.		
1053	D 50		Bogie Electrical Motor Brake/3rd for six-coach unit corridor expresses (Motor Bogies D 82)		
1054	D 51		Bogie 3rd CI Trailer Coach Do. (Bogie D 83)		
1055	D 52		Bogie Compo Do. Do. Do.		
1056	D 53		Bogie Corridor 1st for main line electric express trains		
1057	D 56		4 whl Passenger Brake Van (1937) SF		
1058	D 57		8 whl Electric Motor/3rd Saloon coach express 4 car sets C (1937) (Motor Bogie D82; Carriage Bogie D 80)		
1059	D 58		8 whl Compartment 3rd Do. (Bogie D80)		
1060	D 59		8 whl Compartment compo Do. Do.		
1061	D 60		3rd CI dining/kitchen car for express electric trains (1937) C (D 80)		
1062	D 61		8 whl Dining and Compartment 1st		
1063	D 65		8 whl Electric motor lavatory brake/3rd (1937 2 car slow main line and suburban sets) C (Bogies D82 and 80)		
1064	D 66		8 whl laboratory 1st/3rd composite with motor compartment (set with D 65 above)		
1065	D 80		8' 0" Coach Bogie (1925)		
1066	D 82		9' 0" Electric Motor Bogie		
1067	D 83		8' 0" Electric & Pullman Car Bogie		

LONDON AND SOUTH WESTERN RAILWAY COACHES

1068	17/7		8 whl brake 3rd (17/80)		
1069	17/8		8 whl 3rd (17/80)		
1070	17/9		8 whl dining Saloon (end kitchen) (17/80)		
1071	17/11		8 whl Dining Car		
1072	17/12		8 whl 1st/ 3rd Compo		
1073	17/22		8 whl Non-corridor 1st /3rd lavatory compo (17/83)		
1074	17/30		8 whl 45ft 6ins Passenger Brake Van ca 1890 (17/81)		
1075	17/31		8 whl 6 compartment Lavatory 1st/3rd compo 1892 (17/82)		
1076	17/33		6 whl 3rd CI Coach ca 1880/90		
1077	17/35		8 whl 7 compartment 45ft 7ins 3rd CI Coach		
1078	17/36		8 whl 51ft 7ins Lavatory Brake/Compo (17/83)		
1079	17/37		8 whl 45ft 7ins Brake/Compo (17/81)		
1080	17/39		8 whl Control Trailer (Central Entrance) two Coach Auto Train Set 1906 (17/81)		
1081	17/40		8 whl Saloon Do. Do. Do.		
1082	17/43		8 whl 50ft Independent Corridor 3rd (17/83)		
1083	17/44		8 whl 59ft 61ns Lavatory Brake/3rd (17/82)		
1084	17/46		8 whl 59ft 7ins Brake/3rd C (17/82)		
1085	17/47		59ft 7ins 1st/3rd composite C (17/82)		
1086	17/80		9'0" Coach Bogie		
1087	17/81		7'0" Coach Bogie (1892)		
1088	17/82		8'6" Coach Bogie (1908)		
1089	17/83		8'0" Coach Bogie (1901)		

GOG ref.	Edwards No	Wheel arrt	Description	Date	Dwg size
<u>LONDON, BRIGHTON AND SOUTH COAST COACHES</u>					
1090	18/3		3rd Class Pullman Car		
1091	18/4		8 whl Compartment type auto train composite with driving compartment 1909 (18/80)		
1092	18/8		8 whl 54ft Lav Tri-compo 1905		
1093	18/9		8 whl 54ft Brake/3rd 1905		
1094	18/10		8 whl 54ft Brake/1st 1905		
1095	18/11		8 whl 54ft 3rd Coach 1905		
1096	18/12		8 whl 48ft Passenger Brake Van 1903		
1097	18/80		8'0" Coach Bogie (c 1906)		
<u>SOUTH EASTERN AND CHATHAM COACHES</u>					
1098	29/5		8 whl Brake/3rd 6 compartment with raised look out ex SER (29/80)		
1099	29/11		8 whl 1st CI Pullman Car 'Ermine' C		
1100	29/12		12 whl 1st CI Pullman End Kitchen Car (Portia) C (36/81)		
1101	29/13		12 whl Pullman parlour car 'Milan' C (36/81)		
1102	29/14		8 whl 50ft 1st/3rd Brake/compo with raised roof look out C (29/80)		
1103	29/17		8 whl 44ft 8-compartment 3rd Coach (29/90)		
1104	29/18		8 whl 1st CI Corridor Coach (1923) for use in Continental Boat Trains		
1105	29/19		8 whl 2nd CI Coach Straight sided corridor stock for Continental Boat Trains, 1923 (SR 8ft Coach Bogie (D/80)		
1106	29/20		8 whl Brake/2nd Do. Do.		
1107	29/35		6 whl 6-compartment 3rd Coach (1887)		
1108	29/36		6 whl 1st/2nd CI brake/composite (1884)		
1109	29/39		8' 0" Coach Bogie		
<u>SOUTHERN RAILWAY WAGONS</u>					
1110	D 9		4 whl 12 ton 8 plank wagon		
1111	D 11		8 whl 40 ton bogie well wagon 1927		LF
1112	D 13		4 whl 'General Utility1 van SF		
1113	D 14		4 whl 25 ton goods brake van 1928		
1114	D 15		Insulated container (For wagon see 17/23)		
1115	D 16		4 whl 12 ton standard goods van V		
1116	D 17		8 whl 40 ton Ballast hopper (Eng Dept)		LF
1117	D 19		Wooden goods container type B		
1118	D 20		4 whl 10 ton meat van 1931 SF V		
1119	D 21		4 whl Special cattle van 1930 SF		
1120	D 27		4 whl 10 ton refrigerated and insulated van 1930 SF V		
1121	D 28		4 whl 10 ton cattle wagon 1930		
1122	D 34		4 whl Truck for mobile milk tank		
1123	D 36		Brake arrangement chart for fitted freight stock		
1124	D 40		4 whl Ballast plough and brake van 1936 Eng Dept		
1125	D 41		Furniture container 1932 -		
1126	D 42		4 whl container flat wagon (Short type) 1932		
1127	D 43		6 whl milk tank wagon ('United Dairies')		
1128	D 44		Small Open wooden container		
1129	D 48		8 whl Express goods brake van 1934 (Converted from ex LBSC electric motor coach and guard's van)		
1130	D 49		4 whl 12 ton goods van SF V (For Dover train ferry)		
1131	D 54		4 whl 20 ton wooden loco coal wagon Eng Dept		
1132	D 64		4 whl 12 ton Banana Van 1930		

GOG ref.	Edwards No	Wheel art	Description	Date	Dwg size
<u>LONDON AND SOUTH WESTERN RAILWAY WAGONS</u>					
1133	17/1		4 whl 10 ton 5-plank goods wagon with sheet rail		
1134	17/2		4 whl 6 ton ventilated meat van OF		
1135	17/3		4 whl 20 ton standard goods brake van		
1136	17/4		4 whl 12 tons 8-plank goods wagon with sheet rail		
1137	17/6		4 whl 7 ton steel gunpowder van		
1138	17/10		4 whl single bolster wagon, short type		
1139	17/13		4 whl 10 ton low type goods van with sliding doors 1911		
1140	17/14		8 whl 40 ton bogie bolster wagon		LF
1141	17/15		6 whl milk van 1906 (Passenger train vehicle)		
1142	17/16		4 whl 10 ton double bolster wagon		
1143	17/17		4 whl 8 ton refrigerator van FB		
1144	17/18		4 whl 21ft Horse box		
1145	17/19		4 whl large cattle wagon		
1146	17/20		4 whl 10 ton goods van (high type) OF		
1147	17/21		4 whl 3-plank drop side wagon		
1148	17/23		4 whl 28ft highway vehicle and container wagon		
1149	17/24		4 whl 10 ton goods brake van		
1150	17/25		4 whl 10 ton engineering dept brake van		
1151	17/26		4 whl 21ft carriage truck		
1152	17/27		4 whl 15 ton 8-plank goods wagon with sheet rail 1904		
1153	19/32		8 whl 40 ton Hopper ballast wagon, 1904 (Bogies to 31/80)		LF
<u>LONDON, BRIGHTON AND SOUTH COAST RAILWAY WAGONS</u>					
1154	18/1		4 whl 8 ton 5-plank goods wagon with sheet rail		
1155	18/2		4 whl 10 ton goods van, 1902 FB		
1156	18/6		4 whl 20 ton goods brake van 1922		
1157	18/7		4 whl single bolster wagon		
1158	18/12		4 whl Horse Box ca 1910		
1159	18/13		4 whl large cattle wagon OF		
1160	18/15		4 whl 10 ton goods brake van 1883		
<u>SOUTH EASTERN AND CHATHAM RAILWAY WAGONS</u>					
1161	29/1		4 whl 20 ton hopper ballast wagon Eng Dept		
1162	29/2		4 whl 10 ton 4-plank goods wagon		
1163	29/3		4 whl 10 ton 7-plank coal wagon		
1164	29/4		4 whl 25 ton goods brake van 1920		
1165	29/6		4 whl 10 ton goods van		
1166	29/7		4 whl 12 ton drop side ballast wagon Eng Dept		
1167	29/8		4 whl 12 ton twin bolster wagon 1921		
1168	29/9		4 whl 8 ton goods van		
1169	29/10		4 whl Goods Carriage Truck (1921)		
1170	29/15		8 whl 30 ton Bogie rail wagon		
1171	29/21		4 whl 7 ton Iron Gunpowder Van		
1172	29/22		4 whl 12 ton 7-plank goods wagon (1921)		
1173	29/46		4 whl 10 ton Goods Brake Van (1880) CF (ex S.E.R)		
<u>PULLMAN CAR COMPANY</u>					
1174	E 1		12 whl Brake/3rd C (Harrogate Pullman) LNER (36/81)		
1175	E 2		12 whl 3rd Saloon C Do. Do.		
1176	E 3		12 whl 1st Saloon C Do. Do.		
1177	E 4		8 whl parlour car C (Golden Arrow (Southern Rly) (E/80)		
1178	E 5		8 whl Buffet Car C Do. Do.		
1179	E 6		8 whl Buffet/parlour car C Do. Do.		
1180	E 7		8 whl Parlour/brake car C Do. Do.		
1181	E 8		8 whl 3rd Cl Buffet Car C (Bournemouth Belle) S Rly Do.		

GOG ref.	Edwards No	Wheel art	Description	Date	Dwg size
----------	------------	-----------	-------------	------	----------

PULLMAN CAR COMPANY (Continued)

1182	E 9		8 whl 3rd CI Parlour Car C Do. Do.		
1183	E 10		whl 3rd CI electric motor/brake C (Brighton Belle		
1184	E 11		electric stock 1933) (D/82 motor bogies)		
1185	E 12		whl 3rd CI partner car C Do. Do. (D/83)		
1186	E 13		8 whl Compo 1st/3rd parlour and kitchen car C (City Limited)		
			(D/83) 1st CI parlour/kitchen car C Do. Do.		
1187	E 14		8 whl 3rd CI parlour car (Queen of Scots Train, LNER) C (E/80)		
1188	E 15		8 whl 1st CI parlour car (Queen of Scots Train, LNER) C (E/80)		
1189	E 16		8 whl 3rd CI parlour and kitchen car		
1190	E 17		8 whl 1st Do. Do. Do.		
1191	E 18		8 whl 3rd CI parlour car/brake van		
1192	E 80		10'0" Side Spring Bogie		
1193	36/81		12'0" 6-wheel Bogie		

METROPOLITAN LOCOMOTIVES

1194	L 19/1		Large electrical Locomotive ca. 1920		
1195	L 19/2	4-4-4T	Passenger Locomotive (1920)		

METROPOLITAN COACHES

1196	19/1		8 whl 3rd class motor coach (electric stock)		
1197	19/2		8 whl 3rd class trailer Do. Do.		
1198	19/2		8 whl 9 compartment 3rd CI Coach (steam stock)		
1199	19/7		8 whl 7 compartment 1st CI Coach Do. Do.		
1200	19/14				
1201	19/15		8 whl Trailer 3rd Do. Do. Do.		
1202	19/16		8 whl Trailer 1st Do. Do. Do.		
1203	19/17		8 whl Driving Trailer 3rd Do. Do.		
1204	19/20		8 whl 3rd Coach or Brake/3rd 1898 steam stock (19/80)		
1205	19/21		8 whl 1st/2nd CI composite Do. Do.		
1206	19/80		7' 0" Coach Bogie Fox's Bogie (1898)		

METROPOLITAN RAILWAY WAGONS

1207	19/3		4 whl 5-plank goods wagon with sheet rail		
1208	19/4		4 whl 10 ton goods van		
1209	19/8		4 whl 3-plank drop side wagon		

DISTRICT RAILWAY AND UNDERGROUND

1210	19/5		8 whl District Rly Electric Motor Coach		
1211	19/9		8 whl Do. Electric Motor or Trailer Coach 1924		
1212	19/10		8 whl Do. Electric Motor Coach CR (1929)		
1213	19/11		8 whl Underground Motor Coach (Piccadilly Line 1933)		
1214	19/12		8 whl Do. Trailer Do. Do.		
1215	19/13		8 whl Do. Driving Trailer Do. Do.		
1216	19/18		8 whl Do. Streamlined 2-car Tube Train Unit 1936		

PRIVATE OWNERS VEHICLES ETC

1217	31/1		4 whl Salt Union 8 ton van (round roof)		
1218	31/2		4 whl Standard 20 ton cylindrical tank wagon		
1219	31/3		4 Oil 10 ton lime wagon (Peak Roof)		
1220	31/4		4 whl Standard 12 ton high side 15ft wagon		
1221	31/5		4 whl Standard rectangular tank wagon		
1222	31/6		4 whl Rly Clearing House 1923 Standard 12 ton mineral wagon		

GOG ref.	Edwards No	Wheel arrt	Description	Date	Dwg size
<u>PRIVATE OWNERS VEHICLES ETC (Continued)</u>					
1223	31/7		4 whl Birmingham Gas Department 10 ton Steel Hopper Wagon		
1224	31/8		4 whl R C H 15 ton high side wagon		
1225	31/9		4 whl War Department insulated Meat Van		
1226	31/10		4 whl 10 ton low side wagon		
1227	31/11		4 whl Ammonia nitrate tank wagon		
1228	31/12		4 whl 6 ton coal wagon		
1229	31/13		4 whl 20 ton high sided wagon		
1230	31/14		4 whl R C H Standard 12 ton high sided coke wagon		
1231	31/15		4 whl R C H Standard 14 ton cylindrical tank wagon		
1232	31/16		4 whl 20 ton Iron Ore Hopper Wagon (Ministry of Munitions)		
1233	31/17		4 whl 4-plank drop side wagon (Ministry of Munitions)		
1234	31/18		4 whl Birmingham Gas Dept 20 ton Steel Hopper Wagon		
1235	31/19		4 whl 8 ton single plank wagon (Bath & Portland)		
1236	31/20		Standard Single Lever Wagon Brake Arrangement		
1237	31/21		4 whl Comsett Iron Co 20 ton wooden hopper wagon 1907		
1238	31/22		4 whl R C H Standard 20 ton steel roadstone wagon		
1239	31/23		4 whl 12 ton wagon with tipping body		
1240	31/24		4 whl Bass & Co bulk beer tank wagon 1924		
1241	31/25		4 whl R C H Standard 20 ton steel coal wagon (end doors)		
1242	31/26		4 whl R C H Standard 20 ton steel coke wagon 1928		
1243	31/27		4 whl R C H Standard Chlorine Tank Wagon 1927		
1244	31/28		4 whl R C H Standard Underframes and details 1923		LF
1245	31/30		4 whl R C H Standard 10, 12 and 14 ton sulphuric acid tank wagon		
1246	31/31		4 whl Do. 20 ton sulphuric acid tank wagon 1926		
1247	31/32		4 whl Do. 20 ton oil tank wagon 1926		
1248	31/33		4 whl Do. 10, 12 and 14 petrol tank wagon 1927		
1249	31/34		4 whl Do. 20 plank mineral wagon 1924		
1250	31/35		4 whl 10 ton salt van with peak roof		
1251	31/36		4 whl Salt Union Ltd., salt van (round roof)		
1252	31/37		R C H Standard 12 ton 5-plank roadstone wagon 1923		
1253	31/42		4 whl 12 ton pulverised fuel wagon (2 tanks) 1929		
1254	31/43		8 whl Pratt's ton bogie tank wagon 1930 (Bogies to 31/80)		LF
1255	31/44		Morton either side brake arrangement chart		
1256	31/45		4 whl 20 ton steel hopper coal wagon 1932		
1257	31/46		4 whl 20 ton bulk cement hopper wagon		
1258	31/47		4 whl 15 ton wagon with hinged roof for corrugated sheets		
1259	31/48		4 whl 10 ton Iron Cement Van		
1260	31/49		4 whl 10 ton wooden cement van		
1261	31/50		6 whl R C H Standard 5,000 gal oil tank wagon 1936 V		
1262	31/51		4 whl R C H Standard 20 ton steel coke hopper wagon 1930		
1263	31/52		4 whl 8 ton coal wagon (Scottish coalfields type)		
1264	31/56		8 whl I C I 40 ton caustic tank wagon 1939 (Bogies to 31/80)		LF
1265	31/59		8 whl I C I 43 ton steel hopper wagon 1937 (Bogies to 31/80 or 31/84)		LF
1266	31/61		4 whl 10 ton twin oil tank wagon 1927		
1267	31/65		8 whl War Department 50 ton well wagon for armoured fighting vehicles ("Warwell") 1941 (Bogies to 31/80)		LF
1268	31/66		8 whl War Department 50 ton flat wagon for armoured fighting vehicles ("Warflat") 1839 (Bogies to 31/80)		LF
FOR BOGIE TANK WAGON 32/43					
1269	WL/27		PRATTS 35-Ton Bogie Tank Wagon (1930)		
<u>PALETHORPES SAUSAGE VANS</u>					
1270	WL/111		4-Wheel Pass Train Insulated Van (1937) for B/100		
1271	WL/112		6-Wheel Pass Train Insulated Van (1937) For B/105		
1272	WL/113		8-Wheel Pass Train Insulated Van (1937) for B/99		
NOTE: B/99 Listed under Coaches					

GOG ref.	Edwards No	Wheel art	Description	Date	Dwg size
<u>MISCELLANEOUS LOCOMOTIVES</u>					
1273	L 36/1				
1274	L 36/2		Sentinel patent Geared Steam Shunting Locomotive		
1275	L 36/3	0-6-0	Hunslet 150 hp Diesel Locomotive		
1276	L 36/4	0-6-0	Armstrong Whitworth 40 tons Diesel Shunting Locomotive		
1277	L 36/5		Armstrong Sulzer Diesel-Electric Railcar (1931)		
1278	L 36/6		GNR (I) 40ft Oil Engined Railcar (1932)		
1279	L 36/7		150 hp Bogie Diesel Locomotive for the Ford Motor Works		
1280	L 36/8	2-6-2	Armstrong Whitworth Diesel-Electric 'Universal Unit'		

INTERNATIONAL SLEEPING CAR CO. (CIE INTERNATIONALE DBS WAGONS-LITS)

1281	36/ 5		8 whl Pullman Car with end Kitchen (Blue and Golden arrow Trains) 1929 C (36/80)		
1282	36/6		8 whl Pullman Parlour Car (Blue and Golden Arrow Trains) 1929 C (36/80)		
1283	36/16		8 whl 56 seater Dining Car C (36/80)		
1284	36/17		8 whl Sleeping Car C (36/80)		
1285	36/80		8' 2" 4-wheel Bogie		

CONTINENTAL AND TRAIN FERRY FREIGHT VEHICLES

1286	36/3		4 whl Harwich/Zeebrugge train ferry goods van (English type)		
1287	36/4		4 whl Do. 47ft Motor car van (Italian type)		LF
1288	36/7		4 whl Do. 33ft Refrigerator van (EVA Berlin)		
1289	36/8		4 whl Do. German state Rlys, 35ft goods van		
1290	36/12		4 whl Do. Ste/Belge/Anglaise goods van with caboose		
1291	36/13		4 whl Do. Do. 12 ton goods wagon		
1292	36/15		4 whl Do. German State Railways 15 ton 33ft 'Rungen1 Wagon		

EAST AND WEST YORKSHIRE UNION RAILWAY WAGONS

1293	36/1		4 whl 5-plank goods wagon		
------	------	--	---------------------------	--	--

Not found what you are looking for?

Please contact John Hobden (address on p1) for other possible sources. The Gauge 0 Guild has access to some other collections which may be available for members. If you know of any other drawings which might usefully expand the Guild's collection subject to any copyright restrictions please let us know.

The Guild Collection of drawings continues to grow through donations and so a supplementary list of drawings is available from John Hobden or from the Guild website www.gauge0guild.com

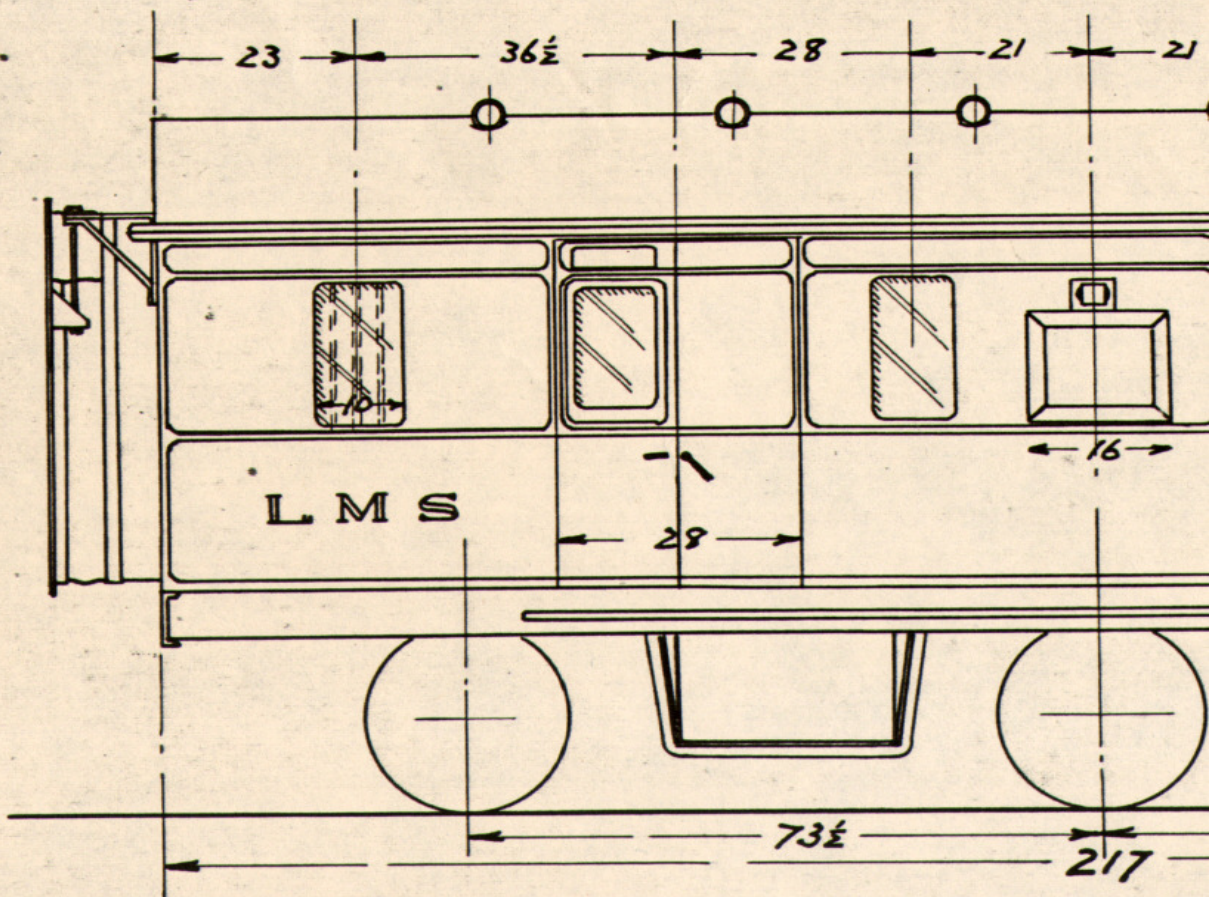
Many line societies maintain collections of drawings

e.g The Great Eastern Railway Society
The M&GN Circle
Midland Railway Society
North Eastern Railway Association
LNWR Society
South Western Circle
and several others

These societies are also a rich source of photographs

Don't forget the National Railway Museum
Historical Model Railway Society
and back numbers of Model Railway Magazines
plus suppliers such as Isinglass (see Guild website)

An enquiry on the Gauge 0 Guild Forum or one of the many other internet groups will often yield further information.

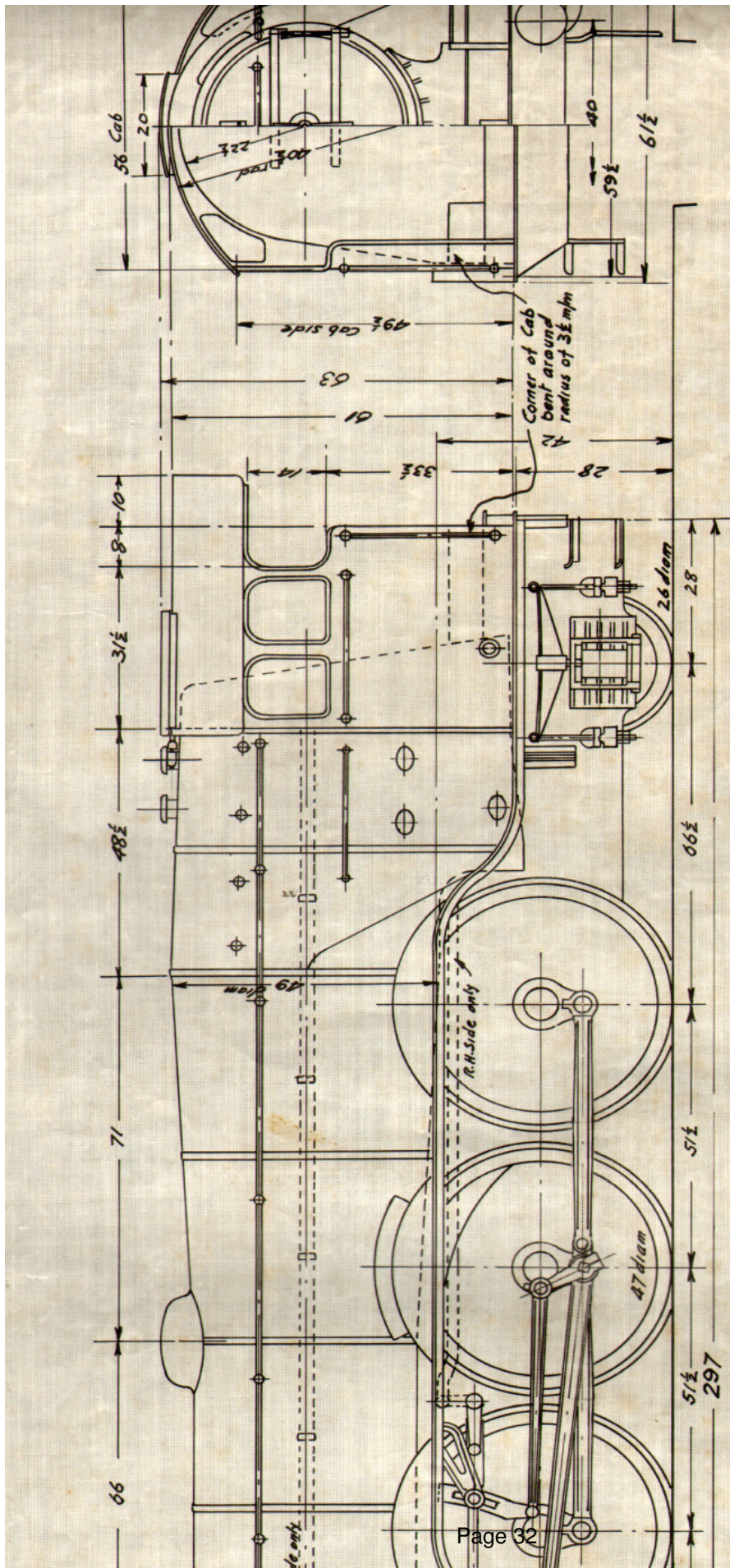


Constructional Notes

Body. Steel sheeted sides, ends & roof. Metal rain gutter on flexible gangways with special suspension gear. Large door with guard's door to right of them. End steps & handrails. Side Underframe. Steel channel main members. Sole bars have guard's doors & at R.H. end of solebars. Disc wheels. Dy Painted. L.M.S. Lake sides & ends. Black roof, underframe & gangway yellow. Gold lettering shaded black.

L M S R

6 WHEEL CORRIDOR



EDWARDS BROS. CA
 GAUGE 0
 7M/M TO 1 FT
 FULL SIZE

3CYL. EXPRESS ENGINE CLASS. A3.



Extract from drawing LC 14 L.N.E.R. "A3" class Express Passenger Locomotive